Bergvesenet

Postboks 3021, N-7441 Trondheim

Rapportarkivet

Bergvesenet rapport nr	Intern Journal nr	Internt arkiv nr	Rapport lokalisering	Gradering
4794	0496/03			**Fortrolig**
Kommer fra ..arkiv	Ekstern rapport nr	Oversendt fra Crew Norway AS	Fortrolig pga Muting pr 2004	Fortrolig fra dato:

Tittel

Ringvassøya Gold Reconnaissance, Target Evaluation and Prioritization.
Part of the Norway Gold - 2000 series

Forfatter	Dato	Bedrift (Oppdragsgiver og/eller oppdragstaker)
Bliss, I	2000	Crew Dewelopment Corp ICB Exploration Services

Kommune	Fylke	Bergdistrikt	1: 50 000 kartblad	1: 250 000 kartblad
Karlsøy	Troms		15341 15344	Tromsø

Fagområde	Dokument type	Forekomster (forekomst, gruvefelt, undersøkelsesfelt)
Geologi Geokjemi		Sørdalshøgda, Klondyke / Lucky7, Nordkjosvatnan, Nonsdagsdalen, Leirbuktvatnan
Råstoffgruppe	**Råstofftype**	
Malm/metall	Au	

Sammendrag, innholdsfortegnelse eller innholdsbeskrivelse

J.nr 0496/03

RINGVASSOYA GOLD RECONNAISSANCE, TARGET EVALUATION AND PRIORITIZATION

(part of the Norway Gold - 2000 series)

by

I.Bliss
(ICB Exploration Services)
44 Farnham Cres,
Ottawa, Ontario,
Canada

for

Crew Development Corp.
O.H. Bangsvei 54-58
NO-1363, Hovik,
Norway

Table of Contents

Introduction	1
Regional Geology	1
Summary of Previous Work	1
Sordalshogda	5
Results	7
Discussion	8
Conclusion and Recommendation	11
Klondyke/Lucky 7	12
Results	12
Discussion	14
Conclusion and Recommendation	14
Nordjkostvatnan	16
Results	17
Conclusion and Recommendation	17
West Skogsfjordvatnan (Nonsdagsdalen)	18
Results	19
Conclusion and Recommendation	19
Leirbugvatnan	20
Results	20
Conclusion and Recommendation	20
Stream Sediment Sampling	22

List of Figures

Fig. 1. General geology of Ringvassoya.
Fig. 2. Gold Anomalies from rock samples.
Fig. 3. Gold Anomalies from stream sediment samples.
Fig. 4a Outcrop at DH-17.
Fig. 4b Laminated quartz vein from DH-17 outcrop.
Fig. 5. 3D view of Sordalshogda with gold anomalies.
Fig. 6. Block diagram of Sordalshogda and geochemical profile.
Fig. 7. Geology and gold anomalies of the Lucky 7 prospect.
Fig. 8. Photo overlay of Lucky 7 prospect.
Fig. 9. Hypothetical sketch of the Dafjord Fault Zone..
Fig. 10. Gold Anomalies of the Nordjkostvatnan Prospect.
Fig. 11. Photo of the southern Cu-(Au) showing on the west side of Skogsfjordvatnan..
Fig. 12. Anomalous zones for selected elements in the Leirbugdalen-Dafjord area.
Fig. 13. Sketch of possible geological environment for the Leirbugdalen-Dafjord area.

List of Appendices

Appendix A	Rock and sediment sample location maps
Appendix B	Rock sample descriptions with gold, basemetal and pathfinder element assays.
Appendix C	Stream sediment sample descriptions with gold, basemetal and pathfinder element assays.
Appendix D	Certificates of Analysis.

INTRODUCTION

Ringvassoya was one of four areas in Norway selected by Crew Development Corporation to conduct reconnaissance-type exploration in 2000 with the aim of evaluating the gold potential of the project area and prioritizing targets for follow up work. A compilation report by Ihlen (2000) showed the greenstone belt at Ringvassoya to be extensively anomalous in gold.

Ringvassoya is an alpine island situated 60 km NW of Tromso in northern Norway. It is easily accessible from Tromso by road; driving time is about 1 hour. The terrain is of moderate relief with a maximum height of 875 meters. The lower slopes are generally covered with sparsely distributed, stunted birch trees and under brush but are easily and quickly traversed to the open ground.

REGIONAL GEOLOGY

Ringvasssoya is part of the West Troms Basement Complex (WTBC) which forms part of the western margin of the Fennoscandian Shield and is separated from the Caledonian nappes to the SE by a combination of a basal, Caledonian low angle thrust and a system of post-Caledonian faults. The Ringvassoya Greenstone Belt (RGB) is of Archeaen age and is bounded to the north and south by gneissses of the Dafjord Tonalite Complex (DTC). The northern contact is interpreted to be intrusive (with subsequent shearing) while the southern limit is represented by a thrust contact with underlying meta-anorthosites. Gabbro and amphibolite dykes are common in both basement suites.

The RGB is comprised of the Skogsfjord Group and the Skogsfjordvatn Group. The Skogsfjord Group consists of a garnet-quartz-feldspar schist/gneiss with less than 10% hornblende (metasediment?) and a garnet-quartz-feldspar schist with greater than 50% hornblende interpreted to be strongly metamorphosed intermediate to mafic volcanics. The Skogsfjordvatn Group consists primarily of a formation of metasedimentary rocks interlayered with thin horizons of felsic and mafic volcanics and a lower formation of mafic volcanics interspersed with clastic and chemical sediments. All rocks are intruded by intermediate to felsic dykes and gabbros plugs.

SUMMARY OF PREVIOUS WORK

Folldal Werk/Amoco	1982	Stream Sediment Sampling
Folldal Werk/Amoco	1983	Follow-up work including soil sampling, VLF and MAG on 13 grids
Folldal Werk/Amoco	1984	12 DDH, mostly in southern Sordalshogda
Prospektering A/S (ASPRO)/A/S Sulfidmalm	1982-83	Stream sediments concentrated on gold wheel or gold pan. Gold grains counted and plotted.
Prospektering A/S (ASPRO)/A/S Sulfidmalm	1984	Drilling at Klondyke Showing. Mapping at Sordalshogda
NGU	1973-1999	Mapping since 1973. Large soil sampling program in 1998. Panning in 1999
Wilhem Tveter	1998	Panning and RC drilling at Sordalshogda

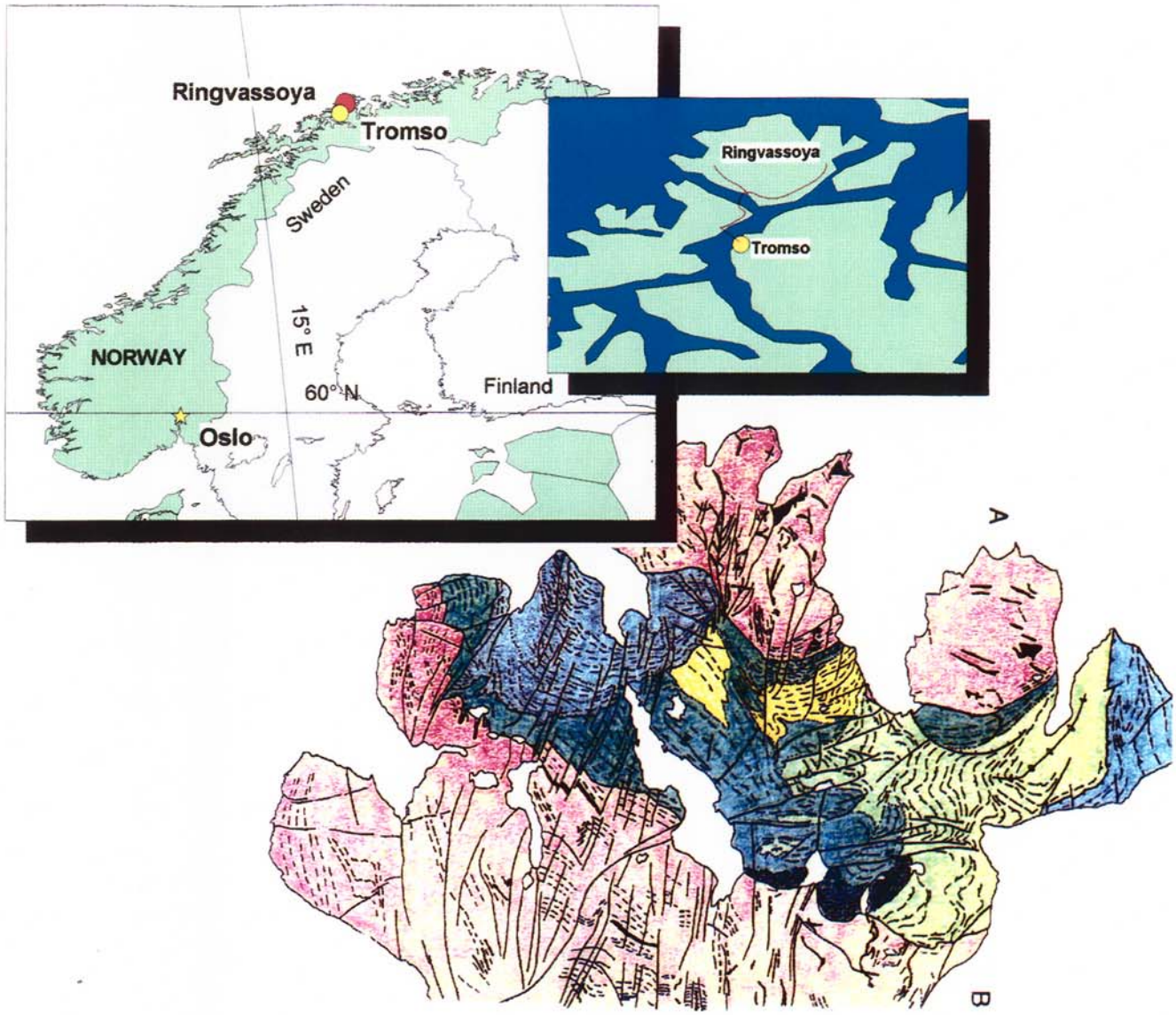

CALEDONIAN

Lyngsfjell Nappe

Hansnes Group: *phyllites, quartzites, marbles and conglomerates*



ARCHEAN

Skogsfjord Group

Felsic, garnetiferous hornblende schist/gneiss

Skogsfjordvatn Group

Sætervik Formation: *Psammitic metasedimentary rocks*

Hessfjord Formation: *Hornblende schists, amphibolites, greenschists and greenstones*

Dåfjord Tonalite Complex

Massive to gneissic tonalites, diorites and anorthosites, partly with enclaves of migmatites (Kvalsund Group)

Fig. 2: Simplified geological map of the Ringvassøy Greenstone Belt, taken from Zwaan (1989).

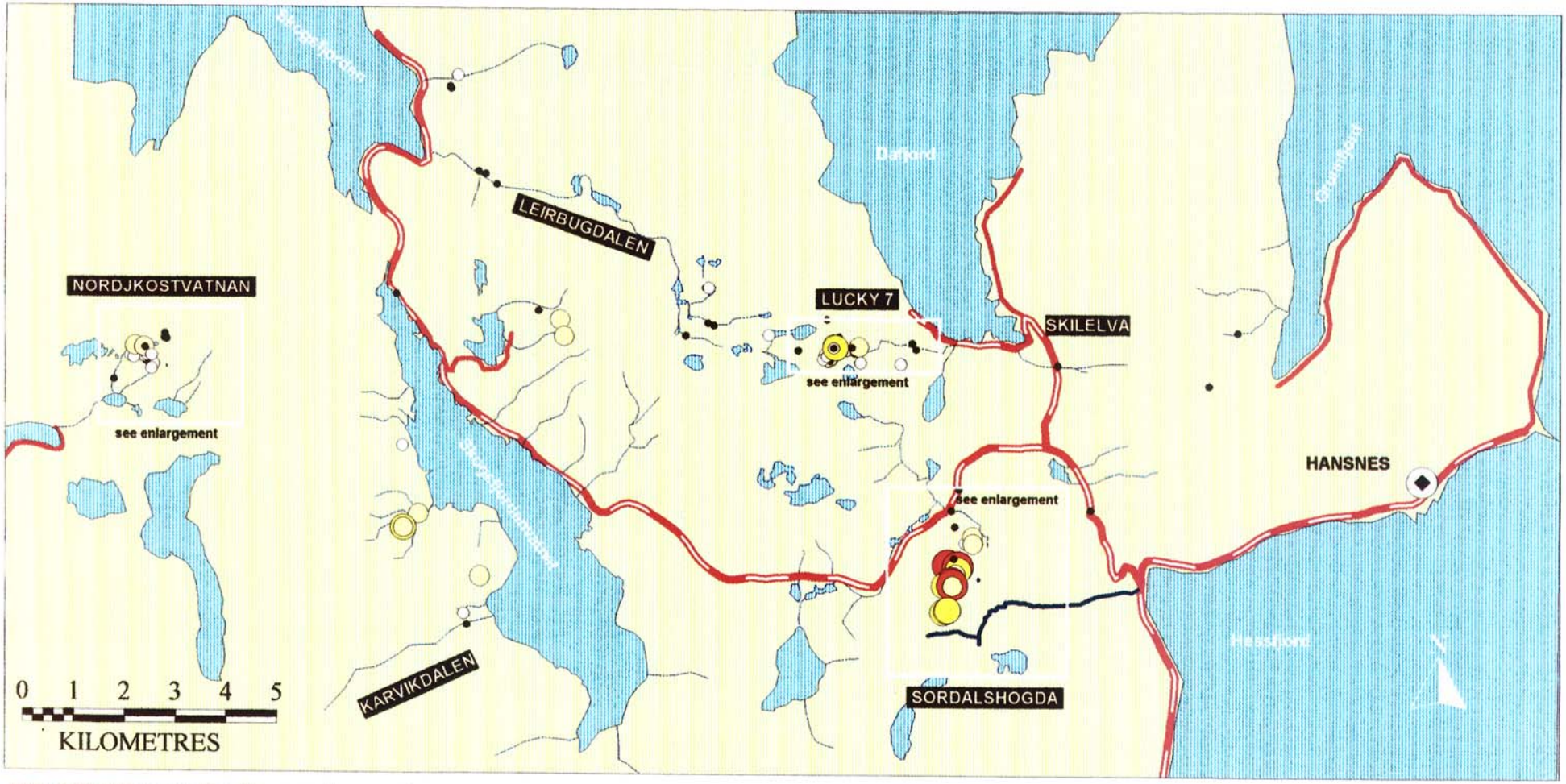

Fig. 2 Gold anomalies from rock samples.

Rock Samples
Au (ppb)

5,000 to 100,000		(4)
1,000 to	5,000	(8)
100 to	1,000	(21)
25 to	100	(26)
all others		(50)

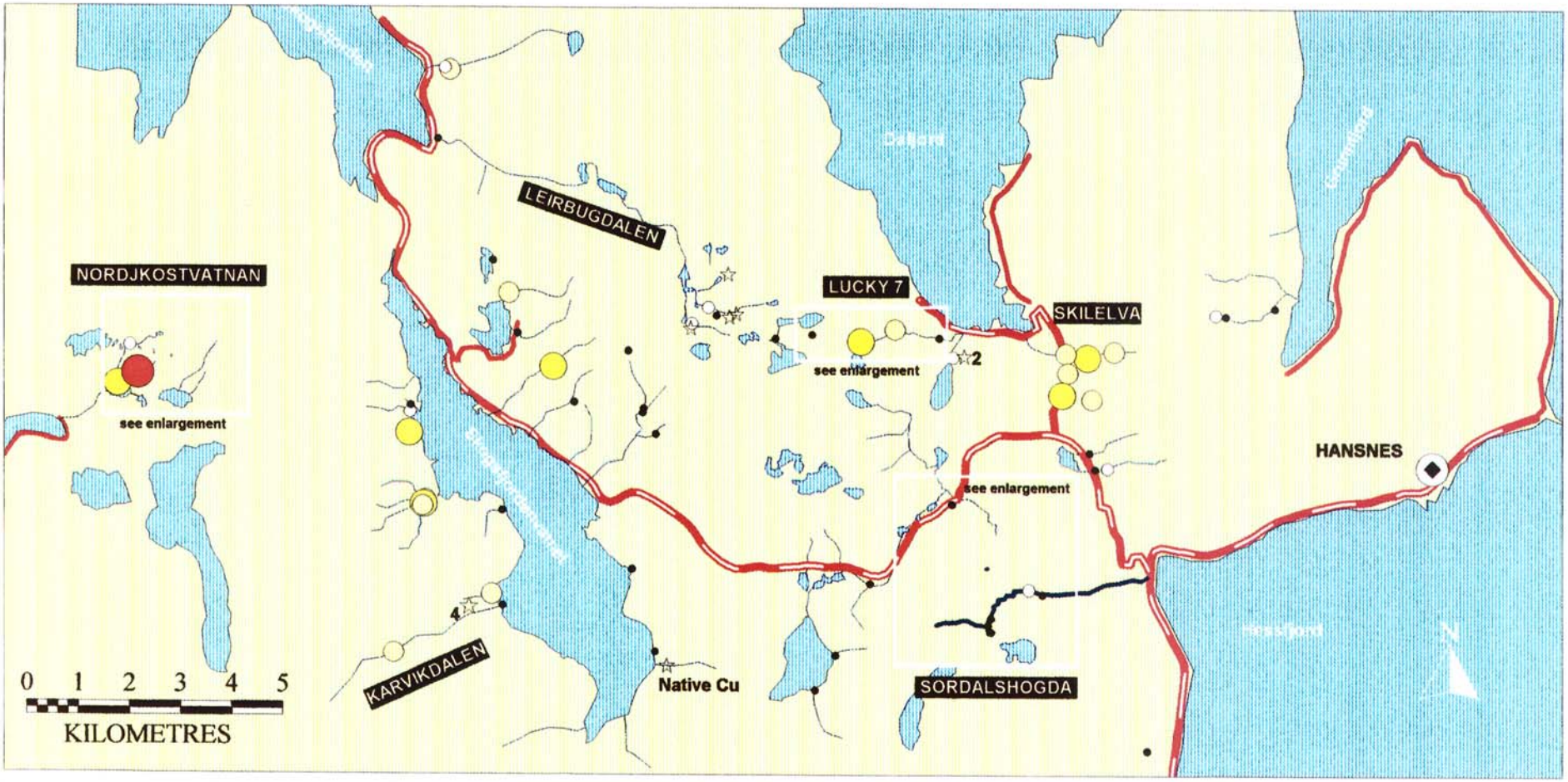

Fig. 3. Gold Anomalies from stream sediment samples. Stars☆ indicate gold panning site with the number of gold grains found where greater than 1.



SORDALSHOGDA

The Sordalshogda area has deservedly received much of the exploration focus on Ringvassoya in the past due to several gold showings. However, in the mid-eighties when much of the work was carried out, the target area was divided between two competing exploration companies and hence, to date, no one has been able to look at the complete package to get a thorough understanding on the geological controls on the mineralization.

Two styles of gold mineralization are known to occur: stratiform, gold-bearing, Zn-Cu-Fe sulphides and laminated pyrite-chalcopyrite "sugar" quartz veins. Folldal Werk/ Amoco drilled tested the Au-Zn-Cu target in 1984 with limited success (Cuttle, 1984). Only three out of nine holes intersected the mineralization with 1450 ppb Au/2 meters being the best sample from drillcore. On surface, the horizon could be traced for approximately 300 meters, though the gold-bearing zone (> 1000 ppb Au) was limited to a 40 m strike length. Folldal Werk/Amoco's best surface sample assayed 5100 ppb Au. The second style of mineralization is more widespread and previous assays have returned values >30,000 ppb Au (NGU). While ASPRO have produced a lithological map of the area, it lacks structural detail. Most workers suggest that the felsic intrusives play an important role in controlling mineralization though Kistrup (1989) concludes that the discordant diabase dikes are "responsible for the gold at Sordalshogda." However, it is far more likely structure is the principal component in "controlling" the gold mineralization.

The geology of Sordalshogda is dominated by mafic volcanics that are intruded by numerous, shallowly dipping felsic (granodiorite?) sheets. Diabase dikes cut all units and predominantly trend NW-SW. Meta-greywackes are more prominent in the southwest where they occur at the contact between the mafic volcanics and an underlying dacite-andesite package. Chlorite-carbonate alteration is seen extensively throughout the area and is most intense within sheared diabase/mafic volcanics. Sericite-ankerite alteration is generally more prevalent in the felsic rocks, but the granodiorite that forms the hangingwall to the mineralization at DH-17 is strongly chlorite altered as well. Pyrite and silicification is found in the most intensely altered and deformed shear zones. Barren, N-S striking "buck" quartz veins are common on the NW side of the mountain where they are frequently seen to be off-set in a sinistral manner by late, "dry" E-W trending faults.

The gold is hosted in highly weathered "sugary" quartz veins in association with chalcopyrite and pyrite. Two of the known occurrences were blasted to try and expose unweathered material . The most successful of these was at DH-17 where dynamite was placed in the top of the hole and the subsequent blast exposed a fresh quartz vein in a 1.3 m high face (Fig. 4 a and b). The quartz vein is up to 0.5 meters thick and is weakly and finely laminated. The laminations consist of concentrations of chalcopyrite, pyrite, molybdenite (?) and minor chlorite-rich layers. The fresh rock does not exhibit the same "sugary" appearance as the weathered surface. However, the vein is composed of relatively loosely bonded,

Fig. 4a. The blasted quartz vein at the top of DH-17 is seen in the middle of the photograph. The photo is taken from the showing at DH-16 which assayed 27,000 ppb Au and projects underneath the vein at DH-17.
Fig 4b.(below) Laminated quartz vein at the top of DH-17.Hammer is 55 cm long.

polygonal quartz grains with triple point junctions suggesting recrystallization as part of a strain recovery process.

Results

This years sampling confirms Sordalshogda is not only extensively anomalous in gold but also carries some very high grades. The concern is whether or not the economic grades are consistent enough to be mineable. The best assays came from Central Sordalshogda with values up to 79 g/t Au (Fig. 5)

The area immediately surrounding DH-16 and 17 provides the best exposure of mineralized quartz veins on Sordalshogda. This is likely a function of the steeper and more varied topography here compared to the NW side of Sordalshogda where the slope is less steep and sub-parallel to the quartz veins. Here, 5 samples were taken of 4 quartz veins within 50 meters (horizontal) of each other. They are all contained within a horizon of approximately 15 m thickness (Fig. 6). Sample results range from 172 ppb Au to 27,300 ppb Au with anomalous Sb, Mo and Cu. The highest grade comes from the quartz vein at the top of DH-16 which appears to immediately underlie the vein exposed at the top of DH-17 (1380 ppb Au). The third and fourth vein assayed 7180 ppb Au and 172 ppb Au respectively. (Assay results quoted in ppb are from the original analysis by INNA on the fine fraction, see paragraph on re-analysis by FA on coarse fraction.)

Figure 6, although preliminary in nature, shows the distribution of selected metals and pathfinders within the four stacked veins. It is interesting to see that vein "7130" (numbers refer to gold assay in ppb) is consistently anomalous in all the metals and arsenic relative to the other veins in the data set. Vein "27300" shows no obvious association with other elements. The upper most vein, "1380," is highly elevated in copper, with moderate antimony enrichment. It is important to realize that this diagram shows element variances within the veins themselves and not relative to host rock (though sample "900" is from highly altered wallrock). Thus, in the diagram, vein "27300" appears to show an antithetical relationship to Sb, though in actual fact, it contains 6.8 ppm Sb which is anomalous when compared to the country rock and hence, is a pathfinder.

From this location gold mineralization can be sporadically traced 350 m to the north where similar quartz veins are exposed on the north-east peak of Sordalshogda. Again, gold values vary considerably, ranging from 0.6 g/t Au to 79 g/t Au. Here, the two highest gold values of 79 and 31 g/t are associated with copper grades of 1 and 3.4 % respectively.

In northern Sordalshogda limited prospecting was carried out to try and locate the source of the anomalous gold grain counts of numerous pannings made in the area. The compilation report by Ilhen (2000) shows the area near a small stream near the north end of the ridge to consistently contain >1 gold grain. Prospector Wilhem Trevter panned more than 40 grains from one location that he had previously tested. However, several other pannings were made within 30 m of this which only recovered 1-2 grains per pan.

Sheared and strongly chlorite-ankerite altered mafic and felsic rocks are exposed nearby and occasionally include small quartz-carbonate veinlets and silicification. Locally these contain appreciable amounts of disseminated pyrite and are anomalous in gold, arsenic, antimony, tungsten and sometime copper. However, the highest assay from these samples was only 368 ppb Au.

Twenty-six samples from Ringvassoya were re-analyzed by FA that included the coarse fraction. Results show that for values in the 1000 ppb range, the FA method duplicates the original analysis. However, the some of the highest gold grades from Sordalshogda returned much lower values when analyzed by screened metallics (FA). Sample 328174 was reduced from 54,500 ppb to 31 g/t and sample 401272 from 27,300 to 16 g/t. The highest sample at 82,900 ppb stayed relatively consistant at 79 g/t.

Discussion

This year's field program confirms that gold mineralization at Sordalshogda is widespread. The concern is over the continuity and variability of the gold grades. Previous workers have suggested that the mineralization is too "scattered" to be economically viable. However, such a statement may be somewhat premature since, to date, the area has not been completely mapped and very little sub-surface exploration (drilling, trenching, geophysics) has been carried out.

When considering the variability of the grades, it has to be determined whether this is an **intra**-vein or **inter**-vein variability. "Intra-vein" variability is likely caused by the "nugget-effect" and can be tested for by taking mini-bulk samples on several veins. The "upside" to this problem is that the numerous ca 1000 ppb Au showings in the area may actually contain higher grades. The significant change in gold grades for some of the samples when re-analysed by the gold screened metallic method (FA) suggests that there is coarse gold in the system which has to be taken into account. Whether this problem occurs only in "high-grade" veins or in all mineralized veins cannot be determine from this data alone: hence taking mini- bulk samples on several veins will be necessary.

Prospector Wilhem Trevter drilled 17 reverse-circulation holes in 1998. The cuttings from the holes were crushed and panned and the number of gold grains noted. DH-17 was drilled to a depth of 19 meters and Trevter reports that visible gold was panned from every 2 meter sample interval. This indicates that coarse, free gold, is a component of the system (hence a nugget-effect is likely) and, the system (at least at this location) is comprised of a series of stacked quartz veins.

The apparent scattered distribution of the veins may be a function of topography and the dip of the veins which on the west side of Sordalshogda are sub-parallel to the slope. An east-west profile through the mountain shows that the projected vein system would continue underneath the slope within a few tens of meters of the surface but outcropping infrequently (Fig.6). Furthermore, it appears that the mineralized system is composed of numerous, small, stacked quartz veins/lenses within a horizon which may be up to 19 m thick, and not one large continuous vein. DH-2 is reported to have intersected strong ankerite-chlorite alteration with anomalous gold (0.2 g/t,) (Trevter, pers comm.) This description is consistent with

SORDALSHOGDA COMPILATION DIAGRAM

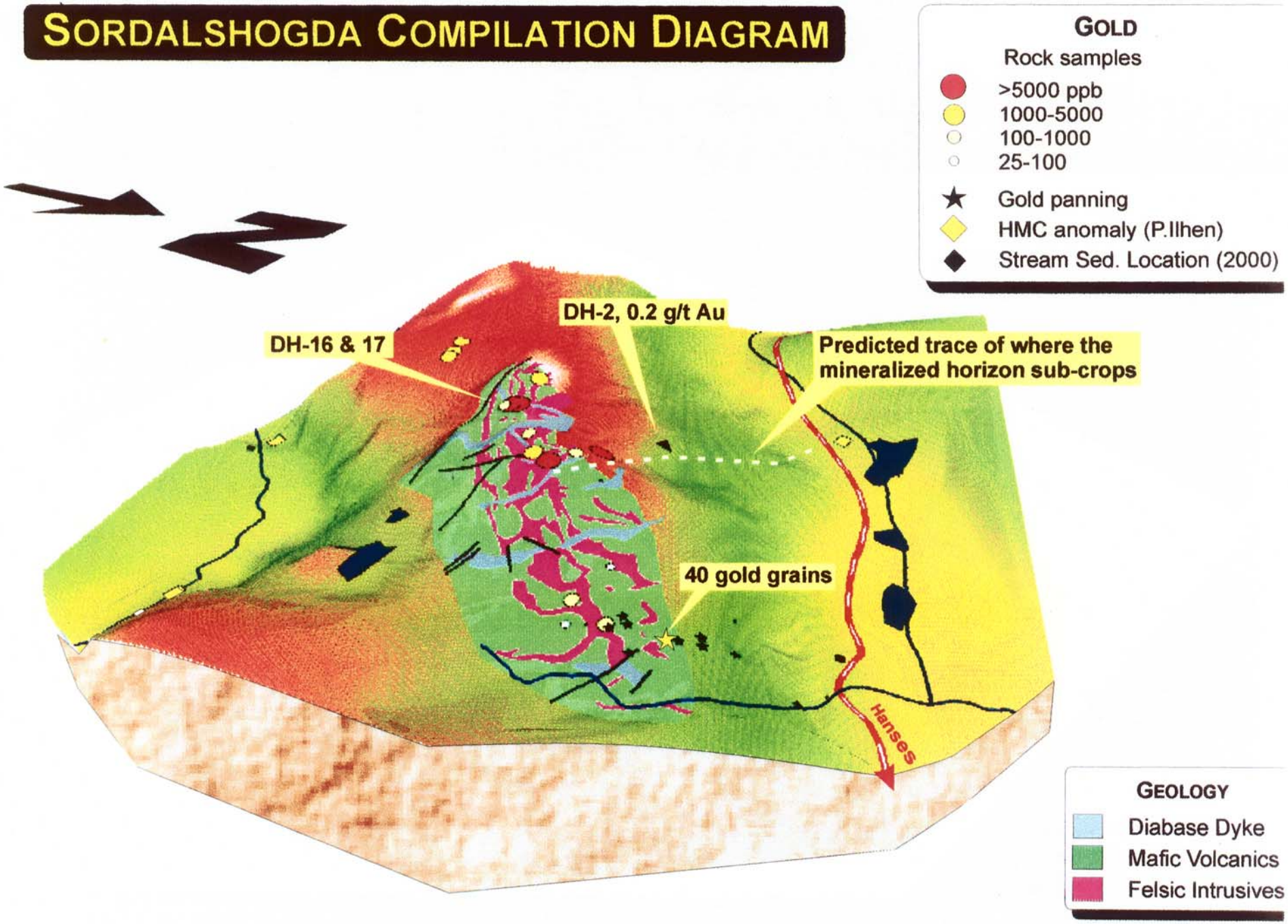

Fig. 6. Block diagram showing possible spatial relationship between four gold showings at Sordalshogda. Note the dip of the mineralized structure and that of the slope are similar, ca 20°. The profile on the right shows the distribution of selected pathfinder elements for four stacked veins in the DH-16 & 17 area. The numbers in bold indicate the gold grade in ppb for each vein. The upper-most value is from the hangingwall to the "1380" vein.

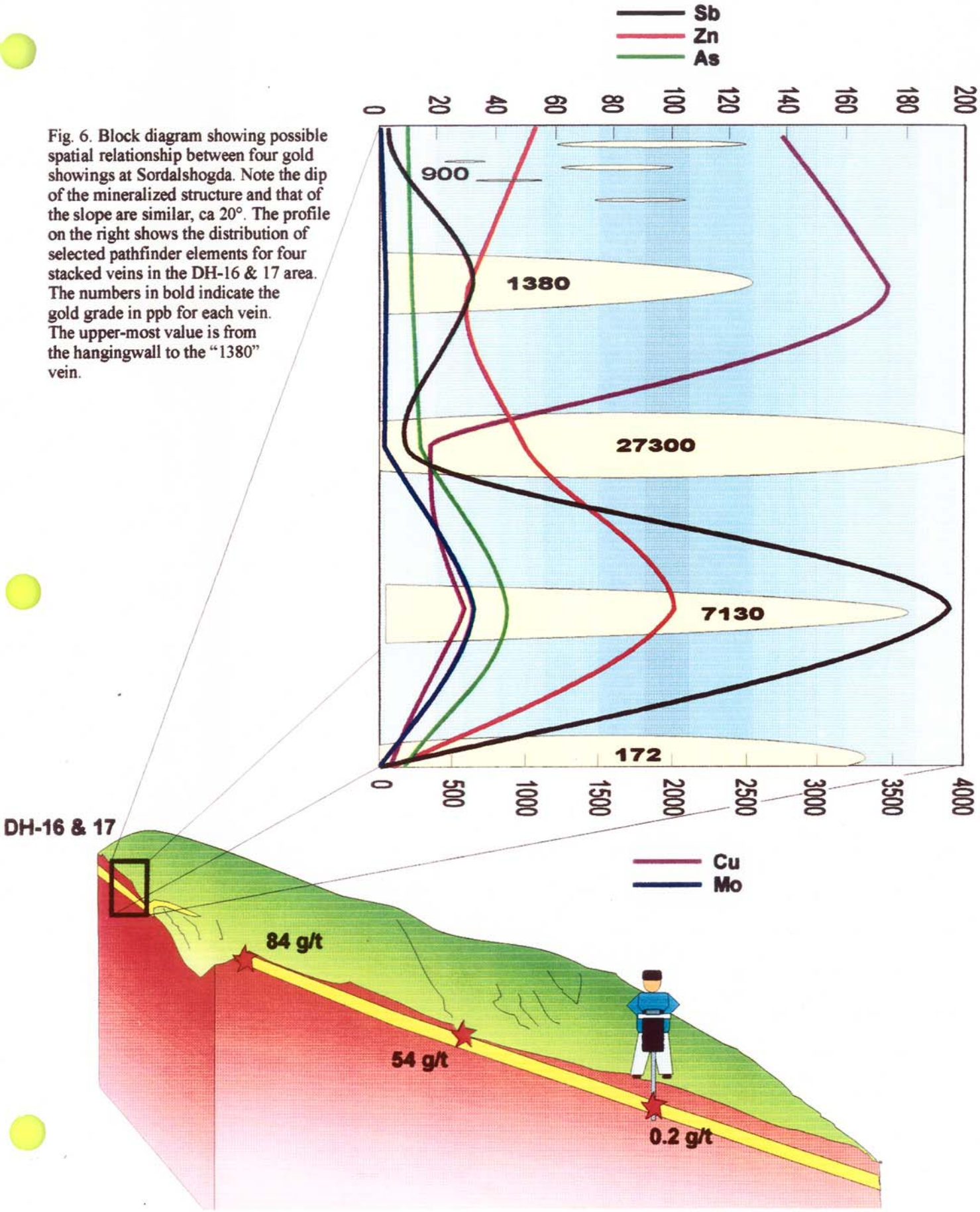

alteration and gold values from wallrock seen in the area and indicates that the horizon probably continues to the west. This area could be tested relatively efficiently by a crawler-mounted drill (either core or reverse circulation). A track already exists from the main road, through the bush, onto the west slope of Sordalshogda which is gentle enough to allow uninhibited movement by tracked vehicles. The main horizon would probably be intersected within 50 meters of surface.

Conclusion and Recommendation

Previous reports that have suggested that the gold mineralization is too scattered to be viable are premature. This author believes that they were made without a complete understanding of the structure, geology and geometry of the area. Sampling shows that gold mineralization is extensive enough to warrant a thorough investigation. Coarse gold is creating variability in analytical results which has to be overcome.

It is recommended to:

- Carry out a detailed mapping and sampling program that would include **(1)** mapping at 1:1000 scale with particular attention paid to structure. Relative heights and position will be important so the use of a differential GPS is recommended; **(2)** taking mini-bulk samples at several known gold showings to determine nugget effect, if present. **(3)** each and every "sugar" quartz vein should be blasted to obtain a fresh sample of representative proportions that would overcome the nugget effect; **(4)** collect soil samples every 10 meters along profiles run perpendicular to where the horizon is projected to outcrop in northern Sordalshogda. Panning could be used instead if quicker results are preferred.
- Carry out a ground geophysical survey that would include magnetic, VLF and IP. An IP survey should readily detect the disseminated sulphides associated with the gold especially if the source is shallow.
- With the aid of a tracked excavator, strip overburden from soil anomalies and IP targets that are determined to be sub-cropping.

KLONDYKE/ LUCKY 7

Gold was first reported in this area in 1984 when ASPRO found up to 70 gold grains in a single pan. Further panning outlined an area 700 x 100 m with highly anomalous gold grain counts with the highest values coming from a shallow, fault guided valley. In 1984 ASPRO conducted a seven hole diamond drill program totaling 292 m. Based on the varying orientation of drill holes it appears that drilling was carried out somewhat prematurely, before adequate mapping and prospecting had been completed. Drill results were disappointing, returning a high of 1080 ppb/1 m.

The source of the gold grains had always assumed to be the E-W trending fault, hither to referred to as the Dafjord Fault. However, gold grains were found up to 100 m north of the fault and in an uphill direction suggesting that at least a second source existed.

During the reconnaissance a low angle shear zone (290/35 N) was seen in an outcrop at the western end of the valley, 50 m north of the Dafjord Fault. The shear zone is approximately 2 m wide and is hosted in mafic volcanogenics that show strong ankerite-chlorite-quart-pyrite alteration. Orange-red quartz sand was abundant in the till but no sugar quartz veins were seen. Till was panned at several sites to validate ASPRO's results from 1984. This was successful with several pans returning between 50 and 107 grains. One gold flake, still attached to a grain of quartz was found in the sand taken from the shear zone.

An attempt was made to trench the shear zone to expose fresh rock but this was only partially successful; some (less weathered) sulphidic sugar quartz was exposed along with some pyrite and chalcopyrite bearing quartz-chlorite-garnet schist but a thick (0.5 m) layer of sand (highly weathered quartz vein) still persisted several meters into the slope. However, the unconsolidated sand showed undisturbed mineral banding. The colour and texture of this sand is very similar to weathered 'sugar" quartz at Sordalshogda.

Results

The rock sample analysis from Lucky 7 were somewhat disappointing with a high of only 1190 ppb Au, though 60% of the samples are anomalous in gold (Fig.7). A highly weathered "sugar"quartz sample from the trench site assayed only 95 ppb Au with "wallrock" grading up to 172 ppb. Associated pathfinder elements are more difficult to determine. Generally weakly elevated copper occurs directly with the gold; As appears to form a more extensive halo in both the vertical and lateral dimensions and Zn and Sb may be weakly anomalous in the footwall. Drainage is not well established in the immediate area, but the sediment samples taken collaborate the rock analysis and show anomalous Au, As, Sb and Zn. One sample taken at the east end of the fault guided valley assayed 114 ppb Au. The sediment was taken from several points in-between two ASPRO panning sites which had revealed 5 and 30 gold grains.

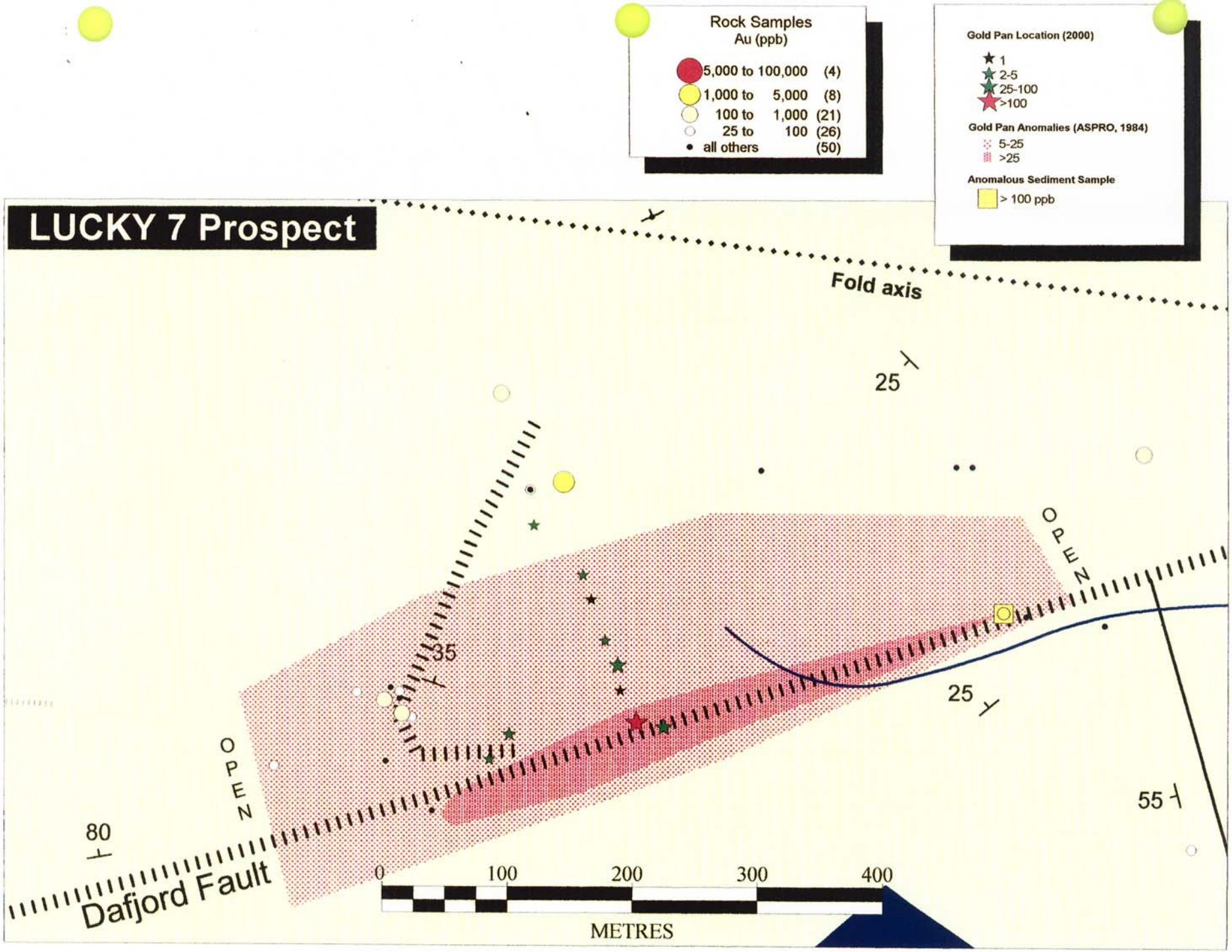
LUCKY 7 Prospect
Rock Samples
Au (ppb)
5,000 to 100,000 (4)
1,000 to 5,000 (8)
100 to 1,000 (21)
25 to 100 (26)
all others (50)
Gold Pan Location (2000)
1
2-5
25-100
>100
Gold Pan Anomalies (ASPRO, 1984)
5-25
>25
Anomalous Sediment Sample
> 100 ppb
Fold axis
25
35
25
55
80
OPEN
OPEN
Dafjord Fault
0
100
200
300
400
METRES

Discussion.

The amount of gold grains found during panning suggests that there is likely a richer source other than the two ca 1000 ppb occurrences (ASPRO's drilling results and sample 401197) (Fig. 8). Panning from this program and ASPRO's work in 1984 (Gvein,1984) outlines an area of 700 x 100+ meters with greater than 5 gold grains per pan that includes a high grade zone 500 m long with greater than 30 grains per pan.

Results show that there are at least three different structural sets that are anomalous in gold: a sub-vertical, east-west trending fault (Dafjord Fault), a shallow, north dipping shear zone which may be one of several splays off the Dafjord Fault, and a cross-cutting shear dipping moderately to the west. (This shear zone (328130) coincides with a Au-soil anomaly 500 m to the south (Cuttles, 1984)). Thus there appears to be a large, well developed, strongly altered, fault/shear zone in place that provides the basis for significant gold mineralization to occur (Fig. 9). Such a complex structural setting is far more common in the Abitibi mining camps than single vein systems.

Furthermore the drill sites selected my ASPRO may have been inappropriate since they are collared in diabase which due to its probable emplacement late in the deformation phase, is the least sheared and mineralized of the host rocks and hence their intersection of 1080 ppb Au should not be considered discouraging.

Conclusion and Recommendations

While the sample results were disappointing, the presence of abundant, pristine gold grains in the soil over a 700 meter strike which is coincident with a large fault zone makes this target a high priority for further investigation.

It is recommended to:

- Map the area at 1:1000 scale.
- Complete a detailed ground magnetic/VLF survey. The grid should have a 1000 m baseline with minimum 300 m cross-lines at 25 m intervals. Readings should be taken at stations spaced no more than 12.5 m.
- Trench structures indicated by mapping/geophysics. Trench the main Dafjord Fault in the vicinity of the 107 grain sample site.



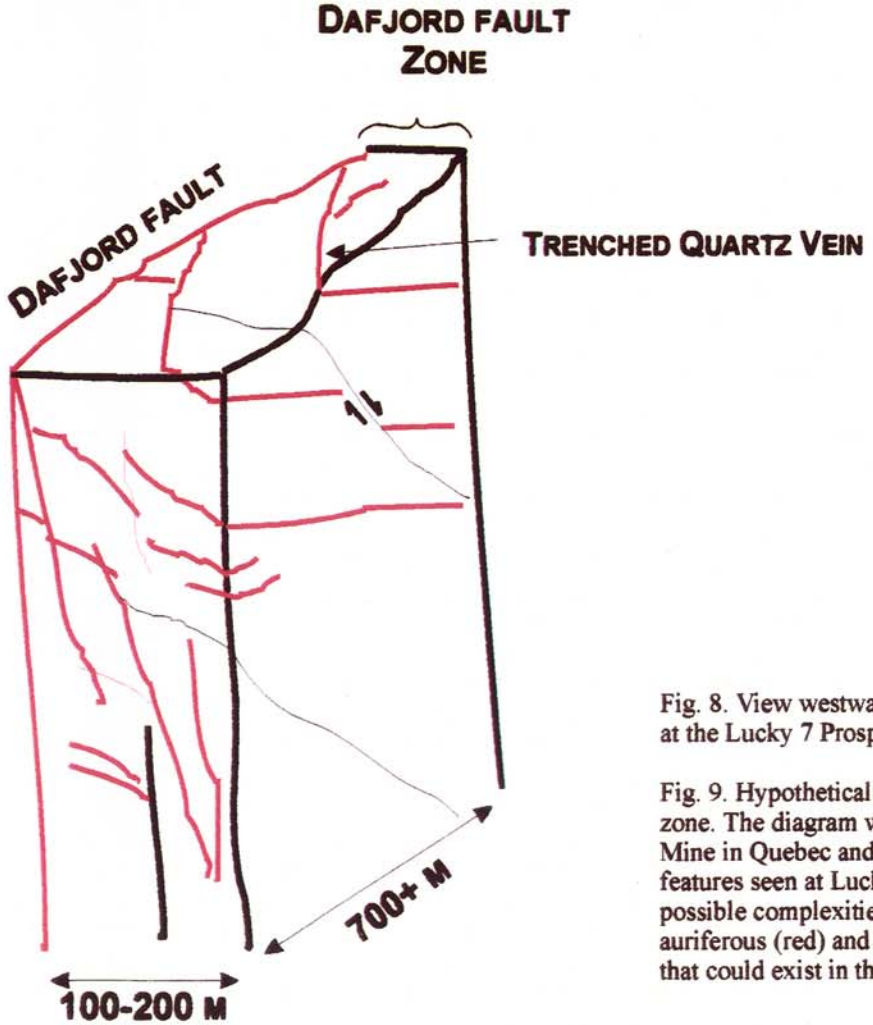

Fig. 8. View westward along the Dafjord fault at the Lucky 7 Prospect.

Fig. 9. Hypothetical sketch of the Dafjord Fault zone. The diagram was modeled from the Sigma Mine in Quebec and adapted to fit some of the features seen at Lucky 7. It is meant to show the possible complexities and distribution of auriferous (red) and barren (black) shear zones that could exist in the Lucky 7 area.

NORDJKOSTVATNAN

Ihlen (2000) shows this area near the greenstone-basement contact to be highly anomalous in gold through till and stream sediment sampling. However, with the exception of minor rock sampling by NGU (?) very little exploration has been carried out in this area.

A reconnaissance was made of the area in early August during which numerous shear zones were located 0.5 to 1 km north of Nordkjostvatnan. These shear zones trend N-S (355-360) and dip steeply to the west. They contain well banded sugar quartz and calc-silicate altered amphibolite and disseminated sulphides. The concentrations of sulphides is difficult to estimate due to the strong weathering. The banded quartz veins are 0.3 - 4 m thick and can be traced for up to 250 m. The northern limit appears to be truncated by a E-W trending fault (Dafjord Fault?) and/or a flat felsic intrusion. To the south the shear zones disappear beneath cover on the steep slope above Nordkjostvatnan. A second visit was made along with prospector Wilhem Trevter to try and focus in on the mineralized area through panning. Two pannings were made on the steep slope to the north of the lakes and 8 more in the flatter area above the slope. Both pans taken on the slope revealed 1 gold grain each, though the second grain was significantly larger (approx 1-1.5 mm) but appeared to have been deformed (flattened) by transport. All but one of the pannings taken above the slope showed between 1 and 4 small gold grains including one which was still attached to a quartz grain indicating proximity to source (Fig. 10).

Trevter reports seeing two different colours of gold indicating that there are multiple sources for the anomalies. The location of these panned grains shows that some of the gold is originating above the greenstone-gneiss contact which traverses the slope just above the lakes.

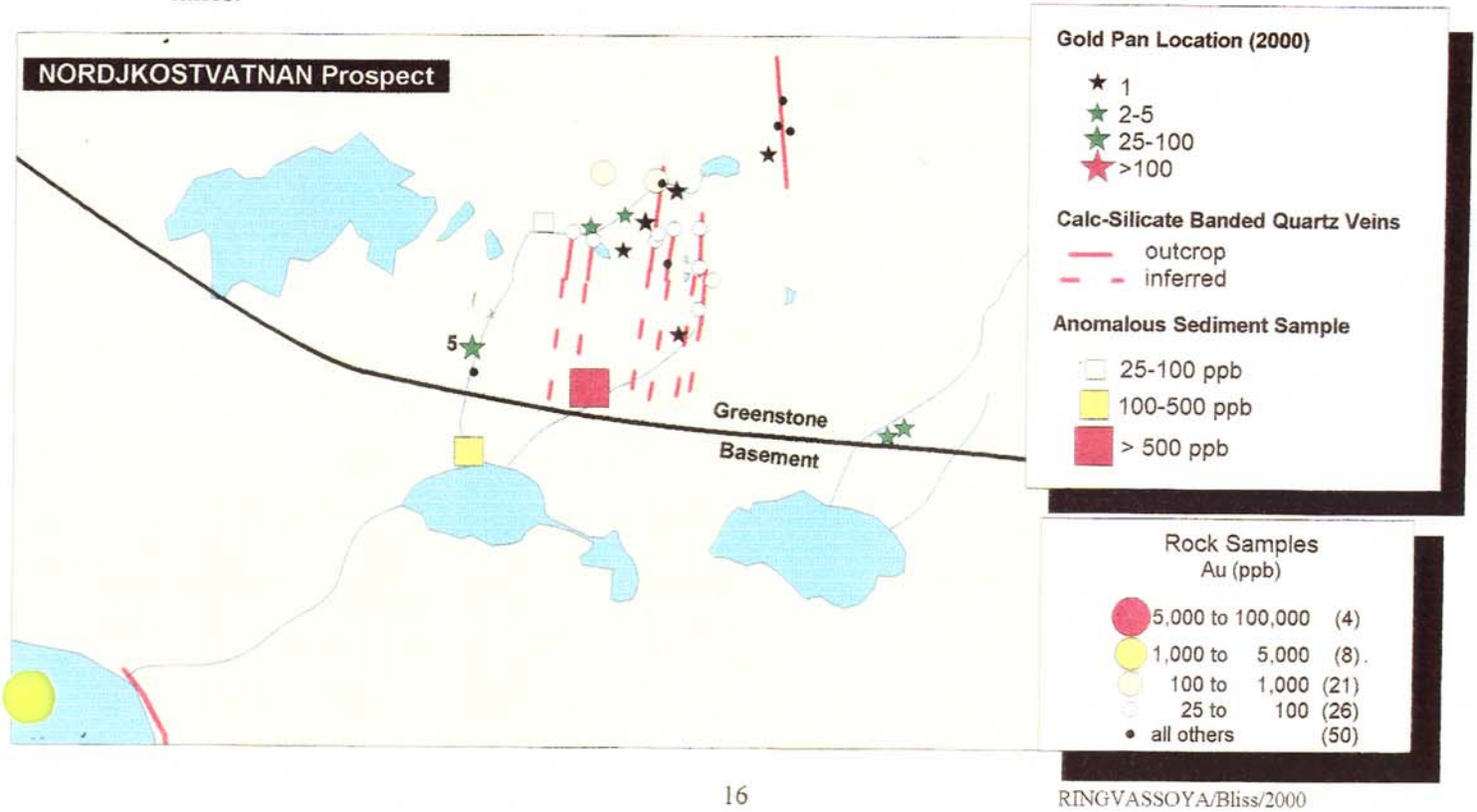

Results

Rock sampling in this area was concentrated on the numerous calc-silicate banded quartz veins to the north of Nordkjostvatnan. These veins were found to be only weakly, though consistently elevated in gold (30-114 ppb). It is possible that these veins are the source for the 1-4 gold grains found in each of the eight panned samples made at this level.

Sediment sampling was more successful with the highest assay of the program coming from Nordjkostvatnan. The sample which assayed 655 ppb Au was taken 300 meters above the western-most lake near to where the greenstone/basement contact is predicted and is associated with anomalous tungsten. A stream 250 m to the west is also anomalous in gold (117 ppb).

Conclusion and Recommendation

The highest gold assay from a stream sediment sample taken during the reconnaissance program comes from Nordjkostvatnan. This is supported by the sample compilation report by Ilhen (2000) which also shows Nordjkostvatnan to host the highest gold assay from till samples in Ringvassoya. The weakly anomalous calc-silicate banded quartz veins on the hill top are likely the source for the low but widespread gold grain counts taken from soil nearby but do not account for the till and stream sediment anomalies below. However, these veins may become gold mineralized where they intersect the greenstone-basement contact to the south. The anomalous sample was taken on a wooded slope near this projected intersection. The exposure is limited here, but based on the grade of this sample and results from panned till samples the source of the gold is likely at a similar level.

It is recommended to:

- Prospect the area around sample 328148
- Collect soil samples at 25-50 m intervals along traverse lines at the 160 and 200 m contour.

WEST SKOGSFJORDVATNAN (NONDAGSDALEN)

Mineralization at Nondagsdalen has been known for some time and is exposed in numerous small diggings. The trend of mineralization appears to be inconsistent but determination is hampered by highly weathered and gossanous exposure. However, at least in the southern diggings mineralization is hosted in N-S trending quartz veins and quartz breccias that dip steeply to the west. This is truncated by a flat lying (260/18 S) shear zone which hosts porous, and relatively sulphide poor quartz veins (Fig.11). Two styles of sulphide mineralization are seen in the N-S system: quartz breccia with pyrrhotite matrix (33%) and chalcopyrite rich wall rock and, weakly strained and laminated quartz vein with 10% disseminated and fractured filled pyrrhotite and minor chalcopyrite

In the northern digging in Nondagsdalen mineralization is hosted in totally silicified and brecciated mafic intrusives. The breccias become matrix supported with chalcopyrite dominating as the matrix sulphide. Again the exposure is somewhat chaotic, with several episodes of deformation/shearing apparent, but the extent of the mineralization appears to be restricted to the intersection of these structures with the gabbro(?).

Further south at Karvikdalen, up to 5 gold grains were found in a single pan taken on the northern side of the river approximately 250 meters from the lake. Several boulders of pyrite-bearing quartz were found in the area.

Fig.11. The southern Cu-(Au) showing on the west side of Skogsfjordvatnan.

Results

As expected the rock sample taken from these occurrences returned significant copper values (up to 9%) but gold grade was erratic, ranging from 127-1050 ppb. The results account for the Cu-Au anomalous sediments from samples 328116, 117 and likely 115.

Samples 400325-327 from Karvikdalen returned anomalous Pb-Zn-(Au) values. Cuttles (1984) reports disseminated sphalerite-galena in carbonate veins within a fault breccia. The fault breccia being composed of a carbonate/chert matrix with fragments of greenstone, chlorite schist and quartz diorite. The country rock is otherwise mapped as anorthositic gneisses. Analytical results are not recorded but Cuttles (1984) reports "visual estimations are approximately 5% Pb and 2% Zn... ."

Conclusion and Recommendation

The low gold grades and erratic distribution of the copper-rich sulphide showings on the west side of Skogsfjordvatnan are of limited economic importance. They account for several anomalous stream sediment samples taken in the area. No further work is warranted on these targets.

The source for the Pb-Zn-(Au) anomalies in Karvikdalen are likely the fault breccias at Russemoen discovered by Folldal Werk/Amoco in 1984 for which the analytical results are unknown. Sample 400327 which assayed 51 ppb Au and 25 ppm Pb was taken al least 1 km downstream from this occurrence in a large, sediment filled stream so the metal contents at this showing could be appreciable. It is recommended to carry out a literature search for a final report by Folldal Werk/Amoco that may list the analytical results for this target. Failing that a quick prospecting excursion to Russemoen to collect some grab samples is warranted.

LEIRBUGVATNAN

Leirbugvatnan was visited on descriptions of quartz veins cutting the BIF by prospector Wilhem Trevter. Further to the north, assays up to 5 g/t Au have been reported.

The area hosts several blasted trenches and pits in the iron formation which is up to 5 m thick and generally dominated by banded and massive pyrite. However, several of the smaller pits expose a thinner unit where banded and discordant pyrrhotite-pyrite mineralization occur in sugar quartz, silicified metasediments(?) and occasionally in sparsely distributed quartz veins. While the amount of quartz veining within the sulphides was disappointing, the unit has been moderately deformed by folding and shearing (bedding slip).

Further to the SE along Leirbugdalen near sample location 401255 another sulphide showing is exposed at several locations along a stream. The mineralization consists of crudely banded, disseminated and matrix fillings of pyrrhotite with lesser pyrite and chalcopyrite. What differentiates this sulphide showing from the numerous other BIF in the area is that it is hosted in volcanic rocks rather than chert (sensu stricto). The rock is aphanitic, bluish-green-grey and appears to be a rhyolite or dacite. The rock is frequently seen to be brecciated with the clasts subsequently stretched. The bluish tint may be the result of fine grained kyanite suggesting aluminous alteration. The unit is exposed in the anticline of a open fold with an east-west trending fold axis. There is no reference to this mineral occurrence in any literature and furthermore the NGU have mapped the entire area as metasediments.

Results

Samples from the deformed BIF returned insignificant results with a high of 42 ppb Au and 898 ppm Cu. Observations during the reconnaissance of this area indicates that, in all likelihood, the scale and intensity of the deformation is insufficient to allow for major hydrothermal influxes that might have otherwise enriched the primary sulphides with gold.

The felsic fragmental unit is also devoid of gold but contains weakly anomalous As (125 ppm) and Cu (506 ppm). Results from stream sediment sampling show the area to be anomalous in Zn (up to 280 ppm) As (171 ppm) and Cu (128 ppm). Interestingly, the Cu-anomalous zone coincides with the felsic fragmental unit which is located at the over-lap between a Zn and As-anomaly with a Sb anomalous zone (see Fig.12). While the analytical results are not spectacular by any means the geochemistry and geology hint at the proximity to a vent structure and the possibility of Cu-Zn massive sulphides or stockwork-style gold mineralization. Another suitable target area would be where the exhalative horizon associated with the fragmentals intersects the Dafjord Fault.(Fig 13).

Conclusion and Recommendations

The sulphide facies BIF in this area has little potential to host significant gold. No further work is warranted. A felsic breccia/fragmental with a pyrrhotite matrix was discovered at location 432900W, 77656670N. Weak geochemical anomalies and geology suggest proximity to a vent structure/center of volcanism. The data is insufficient at present

to warrant a full program dedicated to its cause alone, but if exploration is carried out on other targets nearby, eg, Lucky 7, then some time should be spent to prove/disprove this model.

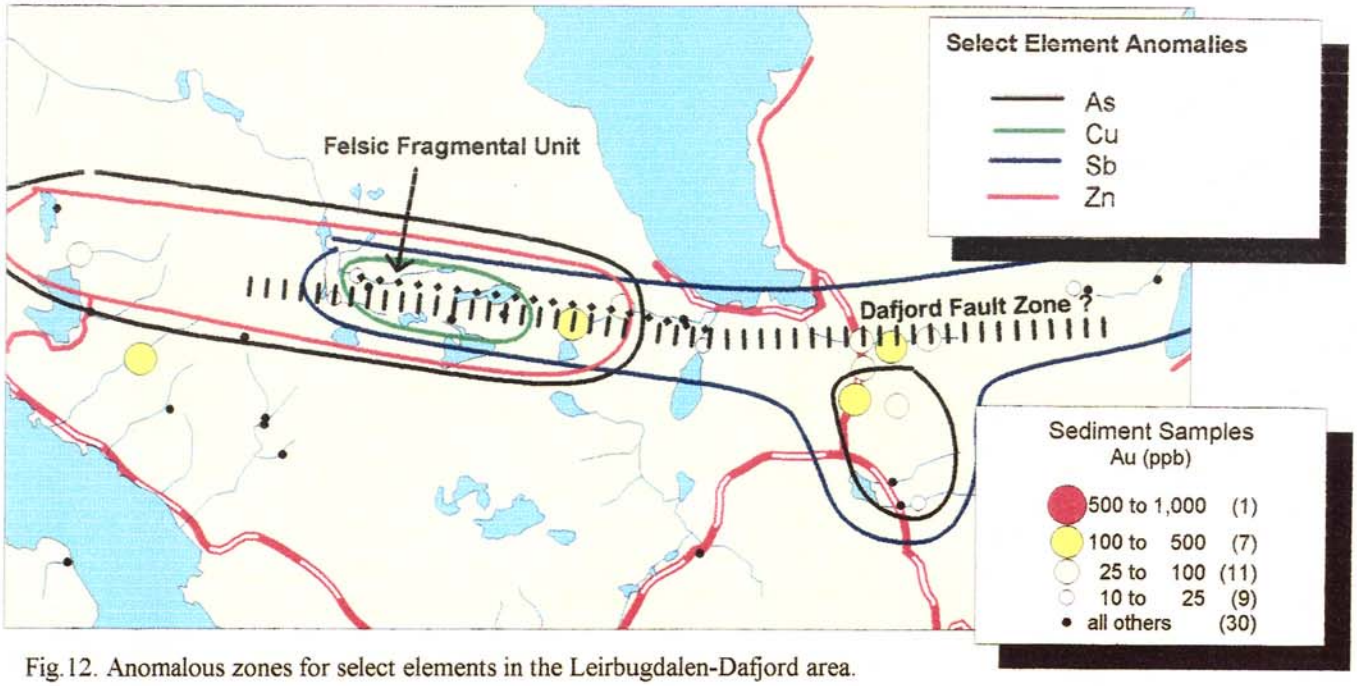

Fig.12. Anomalous zones for select elements in the Leirbugdalen-Dafjord area.

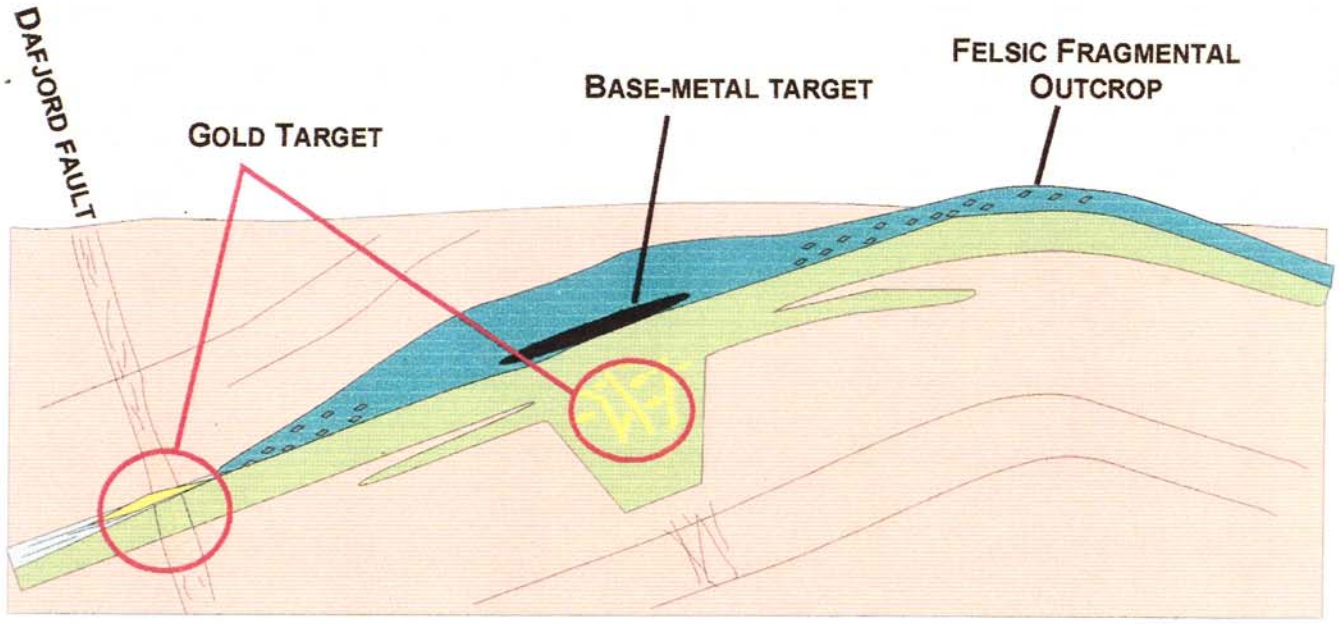

Fig. 13. Sketch of possible geological environment for the Leirbugdalen-Dafjord area.

SEDIMENT SAMPLING

Of the other areas targeted that do not already contain known gold occurrences the western slope of Harskoltan, near the Dafjord Road is the most promising. All 5 of the stream sediment sample taken within a 1 sq. km area returned anomalous gold values ranging between 37 and 272 ppb. Weakly elevated Ba and Va is associated with the gold anomalies. Arsenic and antimony form a strong anomaly immediately to the south and may be part of a larger alteration halo.

The only outcrop in the area is on the north side of the Dafjord Road and along Skilelva. Here the rocks were observed to be quartz-sericite-(epidote) altered mafic volcanics and strongly sericitized felsic volcanics. ASPRO A/S had discovered gold mineralization hosted in a sugar-quartz vein on the north-east side of Harskolton but both the author and the NGU (1997) failed to relocate these showings, though infilled trenches were noted. However, even if this one vein does extend to the west it is unlikely that it is solely responsible for all five of the anomalies. The distribution of anomalous samples suggests a much larger source. Folldal Werk/AMOCO completed a small soil geochemistry and geophysical program centered on Skilelva that ended with one short drill hole to test a Mag/EM anomaly. The hole intersected Po-bearing felsic cherty-tuffs, epidote altered mafic volcanics and siliceous, banded andesite. No significant mineralization was reported in the drill logs though soil sampling did outline several east-west trending gold anomalies (up to 251 ppb Au).

It is recommended to :

- Construct a 1000 x 1000 m grid with cross-lines at 100 m intervals
- Conduct a soil sample survey with samples taken at 25 m intervals along the lines.

400

It is interesting to note that the mineralization at Sordalshogda is not perceived in the regional stream sediment sampling samples from both this program and the NGU's. The large Sorelva River on the south side does not directly cut the mineralization and is probably diluted considerably with other material. The stream in-between Sordalshogda and Tverrefjelet is fast flowing over bare rock and contains no sediment, furthermore it drains the northern end of the mineralization which to date is only known to contain low grade gold values.

The source for the anomalous sediment sample on the north-east side of Skogsfjordvatnan (400332) is not known. It could be due to numerous, weakly anomalous sulphide occurrences that are seen approximately 1 km to the north-west though samples 400334 and 335 are taken in streams that drain these showings directly and are less anomalous. Exposure is limited in the area so further sediment sampling along the same stream as 400332 is worthwhile.

REFERENCES

Cuttle, J.. 1984. Ringvassoy Project (N-82-3); **Folldal Werk/AMOCO** Internal Report. 22 pp + maps

Gvein, Ø., 1984. ASPRO Internal Maps.

Ilhen, P., 2000. Gold Resources on Ringvassoya. **NGU** Report 2000.059.

Kistrupp, R., 1989. Untitled Under-graduate thesis on Gold Mineralization on Ringvassoya. 21 pp.

Lieungh, B. 1985. Gold Prospecting on Ringvassoya, 1984. **ASPRO** Internal Report, 1620.

Zwaan K.B. 1989. Ringvassoya. **NGU** Report 89.101; 28 pp + maps.

Appendix A

Rock and Sediment Sample Location Map

3281460

Appendix B
Rock Sample Results

Sample No.	Northing	Easting	Location	Int	Description	PPB INNA AU	PPM INNA AS
328123	7761465	438091	Sordalshogda	grab	Ser-Anke alt'd rhyolite-dacite?, bx'd with qtz filling and 2% Py and Sph?	-2	3.4
328124	7761418	438129	Sordalshogda	float	Bands of diss Po and Tr Cpy in Qtz vein nosted in Ank-Chl alt'd mafic.	56	11.7
328125	7762009	437638	Sordalshogda	grab	Qtz boudin with local 15% Cpy, near gabbro contact.	-2	24.4
328126	7762009	437638	Sordalshogda	grab	Barren looking, vuggy qtz with Chl alt'd wall rock.	-2	8.9
328127	7762439	437777	Sordalshogda	grab	Py-Chl schist and sil'd bx'd gabbro with 5% diss py.	17	76.8
328128	7762446	437784	Sordalshogda	grab	Strongly sheared and chl alt'd mafic with 20% diss Py, some qtz-carb stringers.	19	95.5
328129	7764903	436633	Klondyke	float	Angular Qtz boulder with Chl alt'd wallrock inclusions and diss Py,Cpy.	37	29.4
328130	7764924	435839	Klondyke	grab	Alt'd Qtz-Amp-Py schist, Stronglly sheared.	34	32.3
328131	7765160	434595	Klondyke	grab	5-8 m wide shear zone, qtz-ser schist, protolith = mafic volc or gabbro.	9	6.2
328132			Klondyke			21	19.7
328141	7762025	440384	Roadside	grab	30 cm thick stratiform semi-massive Py with minor fuchsite on contacts. 200/35W.	12	240
328173	7760938	437671	Sordalshogda	grab	Sugar qtz vein, cm-dm, concordant, 2-10% Py, Cpy.	770	23.4
328174	7760945	437569	Sordalshogda	grab	Sugar qtz vein, 30 cm, up to 30% Py, Cpy.	54900	55.2
328175	7765946	429464	Tennvatnet	grab	Coarse grained, remobilized, Py and Qtz.	23	12.4
328176	7765760	429890	Tennvatnet	grab	Stockwork Po with Tr Cpy, some CGR Py.	254	37.3
328177	7768458	428637	Leirbugdalen	float	Sulphide BIF? very siliceous and somewhat sheared with Po and coarse Py.	14	5.1
328178	7766253	426655	Leirbugdalen		Fuchsitic chert, minor FGR diss Py.	12	3.2
328179	7768721	428277	Leirbugdalen		Qtz vein with apmh inclusions and < 3% diss Py.	-2	1.7
328180	7768675	428415	Leirbugdalen	1	Qtz vein with apmh inclusions and diss Py, Cpy.	-2	7.9
328181	7764965	421683	Nordkjosvatnan	2	Ser-Qts schist & gossanous sugar Qtz vein with CS alt'n.	46	11.4
328182	7764878	421832	Nordkjosvatnan	1	Qtz banded CS & Qtz-Ser schist.	54	6.6
328183	7764835	421876	Nordkjosvatnan	2	Qtz banded CS & Qtz-Ser schist.	25	2.4
328184	7764889	421725	Nordkjosvatnan	grab	Sheared qtz vein.	-2	1.6

	ppm	ppm	ppm	ppm	ppm	ppm	PPM	PPM	PPM	PPM	g/t	ppb	ppb	PPM	PPM	PPM	%	PPM	%	PPM	PPM	PPB
	ICP	ICP	ICP	ICP	ICP	ICP	INNA	INNA	INNA	INNA	FA	FA	FA	INNA	INNA	INNA	INNA	INNA	INNA	INNA	INNA	INNA
Sample No.	**Ag**	**Cu**	**Pb**	**Zn**	**Mo**	**Ni**	**CO**	**CR**	**SB**	**W**	**Au**	**Pt**	**Pd**	**AG**	**BA**	**BR**	**CA**	**CS**	**FE**	**HF**	**HG**	**IR**
328123	-0.3	13	4	30	2	7	6	89	0.9	-1				-5	180	11.1	-1	-1	1.32	2	-1	-5
328124	0.6	893	-3	50	142	32	55	94	2.8	4				-5	300	4.4	7	-1	8.73	3	-1	-5
328125	-0.3	220	-3	131	4	42	28	143	0.6	-1				-5	-50	43.1	-1	-1	7.54	2	-1	-5
328126	-0.3	49	-3	27	2	7	5	174	0.6	-1				-5	-50	68.7	-1	-1	1.02	-1	-1	-5
328127	-0.3	1297	-3	81	5	81	135	82	0.8	-1				-5	200	12.3	3	-1	11.6	1	-1	-5
328128	1.0	791	-3	25	6	23	69	123	1.2	-1				-5	-50	6.4	-1	-1	10.1	1	-1	-5
328129	0.4	209	27	132	4	59	61	124	2.2	-1				-5	370	5.1	-1	3	8.38	3	-1	-5
328130	0.5	224	18	132	4	62	69	107	2.1	-1				-5	330	3.8	-1	-1	8.57	3	-1	-5
328131	-0.3	66	-3	43	3	5	3	132	1.5	2				-5	400	2.6	-1	-1	7.38	2	-1	-5
328132	-0.3	52	4	113	-1	46	33	78	2.7	10				-5	190	82.2	-1	-1	8.76	3	-1	-5
328141	0.8	87	35	61	1	67	43	224	66.5	-1				-5	340	2.1	-1	3	17	3	-1	-5
328173	5.6	599	7	76	18	84	140	145	1	-1	0.65			8	120	35.4	-1	-1	10.5	-1	-1	-5
328174	42.3	34720	9	187	3	132	158	173	12.1	-1	31.33			63	-50	26.2	-1	-1	16.8	-1	-1	-5
328175	0.6	244	-3	60	1	122	16	110	0.6	-1				-5	-50	1.8	-1	-1	21	-1	-1	-5
328176	1.6	615	3	42	4	95	355	127	1.4	-1				-5	-50	2.3	-1	-1	20.6	2	-1	-5
328177	0.4	109	5	36	2	44	10	105	0.8	-1				-5	340	1	-1	1	8.55	3	-1	-5
328178	-0.3	96	-3	27	3	9	7	944	1.1	-1				-5	400	-0.5	-1	-1	1.2	1	-1	-5
328179	-0.3	162	6	111	1	21	27	66	0.3	-1				-5	-50	5.2	14	-1	5.9	1	-1	-5
328180	-0.3	75	-3	18	2	20	14	168	0.2	2				-5	-50	2.8	1	-1	1.84	-1	-1	-5
328181	-0.3	79	4	107	1	7	6	85	0.2	-1				-5	-50	0.7	2	2	14.1	1	-1	-5
328182	-0.3	22	-3	53	1	1	-1	151	0.3	-1				-5	330	-0.5	-1	3	2.25	4	-1	-5
328183	-0.2	23	-3	119	-1	5	2	170	-0.1	-1				-5	-50	1.1	-1	-1	6.09	-1	-1	-5
328184	-0.3	12	-3	16	-1	13	3	166	-0.1	-1				-5	-50	1	-1	-1	0.91	-1	-1	-5

	PPM	%	PPM	PPM	PPM	PPM	%	%	PPM	PPM	PPM	PPM	PPM	PPM	PPM	PPM	PPM	PPM	PPM	PPM
	INNA	INNA	INNA	INNA	INNA	INNA	INNA	INNA	INNA	INNA	INNA	INNA	INNA	INNA	INNA	INNA	INNA	INNA	INNA	INNA
Sample No.	**MO**	**NA**	**NI**	**RB**	**SC**	**SE**	**SN**	**SR**	**TA**	**TH**	**U**	**ZN**	**LA**	**CE**	**ND**	**SM**	**EU**	**TB**	**YB**	**LU**
328123	-1	3.44	-31	-15	3.6	-3	-0.01	0.06	0.9	1.9	1.3	-50	10.5	19	-5	2	0.5	-0.5	0.5	0.08
328124	137	0.54	-35	57	27.5	-3	-0.01	-0.05	-0.5	1.9	-0.5	-50	7.8	21	11	3.6	1	-0.5	3.6	0.57
328125	-1	1.35	-33	-15	17.3	-3	-0.01	-0.05	-0.5	1.4	-0.5	180	7.1	12	-5	2.2	0.4	-0.5	1.1	0.15
328126	-1	0.09	-20	-15	1.9	-3	-0.01	-0.05	-0.5	-0.2	-0.5	-50	1.1	-3	-5	0.3	-0.2	-0.5	0.3	0.06
328127	-1	0.27	83	-15	13	-3	-0.01	-0.05	-0.5	1	-0.5	-50	7.8	16	9	2.6	0.7	-0.5	2.2	0.33
328128	-1	0.67	-30	-15	3.3	-3	-0.01	-0.05	-0.5	-0.2	-0.5	-50	7.4	18	7	2.2	0.5	-0.5	1.7	0.25
328129	-1	1.86	56	47	14	4	-0.01	-0.05	-0.5	2.1	-0.5	169	3.1	7	-5	1	0.3	-0.5	1.3	0.24
328130	5	1.67	65	-15	13.1	-3	-0.01	-0.05	-0.5	2.3	-0.5	174	2.9	10	-5	1	-0.2	-0.5	1.2	0.19
328131	-1	0.19	-25	39	8.6	-3	-0.01	-0.05	-0.5	1.4	-0.5	66	3.8	6	-5	0.8	0.4	-0.5	0.7	0.11
328132	-1	1.62	50	-15	34.8	-3	-0.02	-0.05	-0.5	1.1	-0.5	143	13.2	29	18	5.6	1.8	1.4	3.6	0.54
328141	-1	0.7	66	51	5.8	-3	-0.01	-0.05	-0.5	2.7	-0.5	-50	16	32	12	2.5	0.5	-0.5	1.1	0.16
328173	19	0.6	92	-15	9.9	-3	-0.01	-0.05	-0.5	-0.2	-0.5	75	2	5	-5	1	0.3	-0.5	0.8	0.13
328174	-1	-0.01	190	-15	1.4	-3	-0.02	-0.05	-0.5	-0.2	-0.5	199	1.3	-3	-5	0.5	-0.2	-0.5	0.5	0.07
328175	-1	0.1	149	-15	3.3	3	-0.01	-0.05	-0.5	0.7	-0.5	69	7.7	14	8	1	0.3	-0.5	0.7	0.11
328176	-1	2.12	97	-15	6.2	-3	-0.01	-0.05	-0.5	2.1	1.1	51	10.9	18	-5	1.7	0.4	-0.5	0.5	0.09
328177	4	2.04	-29	32	9.9	-3	-0.01	-0.05	-0.5	3	-0.5	-50	16	29	9	2.6	0.6	-0.5	0.9	0.14
328178	-1	0.3	-21	61	17.5	-3	-0.01	-0.05	-0.5	0.5	-0.5	-50	2.2	4	-5	0.4	-0.2	-0.5	0.6	0.09
328179	-1	0.15	-31	-15	35.4	-3	-0.01	-0.05	-0.5	-0.2	-0.5	146	8.3	19	11	3.4	0.6	0.8	3.8	0.54
328180	-1	0.05	-20	-15	4.3	-3	-0.01	-0.05	-0.5	-0.2	-0.5	-50	1.4	-3	-5	0.4	-0.2	-0.5	0.4	0.06
328181	-1	0.44	-22	33	2.7	-3	-0.01	-0.05	-0.5	1.5	-0.5	129	2.1	4	-5	0.5	0.3	-0.5	0.5	0.09
328182	-1	2.05	-25	76	9.5	-3	-0.01	-0.05	-0.5	2.9	1	-50	8	15	8	1.4	0.3	-0.5	0.9	0.14
328183	4	0.06	-20	-15	1.2	-3	-0.01	-0.05	-0.5	-0.2	-0.5	122	0.9	-3	-5	0.3	0.3	-0.5	0.4	0.07
328184	-1	0.04	-20	-15	1.5	-3	-0.01	-0.05	-0.5	-0.2	-0.5	-50	0.9	-3	-5	0.2	-0.2	-0.5	-0.2	-0.05

	g	ppm	ppm	%	ppm	ppm	%	%	%	%	ppm	%	ppm	ppm	%
	INNA	ICP	ICP	ICP	ICP	ICP	ICP	ICP	ICP	ICP	ICP	ICP	ICP	ICP	ICP
Sample No.	**Mass**	**Cd**	**Mn**	**Al**	**Be**	**Bi**	**Ca**	**K**	**Mg**	**P**	**Sr**	**Ti**	**V**	**Y**	**S**
328123	29.8	-0.3	429	11.00	-1	2	0.58	1.14	0.12	0.028	186	0.09	31	9	0.105
328124	31.42	1.1	1696	4.60	-1	5	6.99	1.53	1.33	0.043	201	0.47	190	30	3.882
328125	30.53	0.8	1050	3.89	-1	-2	0.25	0.04	1.95	0.038	35	0.58	165	15	0.063
328126	29.11	0.7	421	0.37	-1	-2	1.33	0.02	0.20	0.004	24	0.03	15	2	0.014
328127	31.16	-0.3	1227	2.98	-1	3	3.57	0.16	0.97	0.028	96	0.33	116	18	4.595
328128	24.6	0.8	386	1.10	-1	2	0.11	0.01	0.26	0.011	18	0.06	15	12	1.589
328129	26.81	0.5	305	5.95	-1	4	0.07	1.35	1.11	0.039	50	0.36	101	5	2.916
328130	27.19	1.0	284	4.54	-1	5	0.05	1.24	1.04	0.038	47	0.35	96	4	3.560
328131	28.09	0.4	226	3.99	-1	2	0.01	1.63	0.56	0.034	32	0.15	54	4	0.083
328132	19.4	-0.3	1175	5.43	-1	-2	1.04	0.35	1.76	0.047	95	1.13	387	44	0.034
328141	26.59	1.3	193	4.81	-1	-2	0.19	1.99	0.43	0.030	68	0.15	30	9	12.236
328173	30.05	1.1	400	1.60	-1	11	0.65	0.04	0.92	0.012	21	0.18	64	8	4.839
328174	32.54	5.0	151	0.16	-1	4	0.10	0.01	0.14	-0.001	5	0.02	8	6	8.700
328175	30.98	1.6	868	0.65	-1	9	0.69	0.06	0.61	0.024	20	0.03	9	5	9.949
328176	31.89	0.6	149	3.80	1	13	0.70	0.49	0.52	0.035	163	0.17	43	4	12.952
328177	29.12	0.3	142	3.85	1	3	0.44	1.44	0.52	0.032	122	0.21	68	6	4.103
328178	28.09	-0.3	131	4.67	-1	-2	0.24	1.78	1.05	0.002	35	0.14	92	4	1.195
328179	29.71	0.8	1244	1.07	-1	2	9.08	0.08	1.83	0.027	195	0.23	90	28	0.314
328180	30.18	0.4	415	0.49	-1	-2	1.17	0.05	0.34	0.005	21	0.05	36	3	0.129
328181	30.43	1.2	2025	1.46	-1	-2	1.03	0.37	1.44	0.023	26	0.06	17	4	0.047
328182	28.26	-0.3	200	7.86	-1	-2	0.43	1.58	0.81	0.015	82	0.21	50	7	0.064
328183	27.39	0.9	1311	0.53	1	3	0.71	0.03	1.14	0.014	5	0.02	9	4	0.043
328184	30.43	-0.3	123	0.25	-1	-2	0.15	0.03	0.31	0.001	1	0.02	15	-1	0.011

						PPB	PPM
						INNA	INNA
Sample No.	**Northing**	**Easting**	**Location**	**Int**	**Description**	**AU**	**AS**
328185	7765332	422125	Nordkjosvatnan	1.5	Composite from sheared sugra Qtz vein.	7	2.7
328186	7765433	422098	Nordkjosvatnan	grab	Sheared CS baned Qtz vein.	-2	2
328190	7765028	435215	Klondyke	0.2	Sheared and strongly alt'd gabbro, mm scale qtz stringers & 10% Py,Cpy.	33	22.5
328191	7765032	435208	Klondyke	0.1	5-10 cm Qtz-stibnite (?) vein x-cutting gabbro.	-2	406
328192	7765031	435207	Klondyke	1	Sheared gabbro-mafic volc contact; Qts stringers banded by massive chlorite, mag and sulphides.	88	89.7
328193	7765031	435207	Klondyke	1.2	Sheared mafic volc ; Qts stringers banded by massive chlorite, mag and sulphides.	591	3.6
328194	7765782	435170	Klondyke	grab	Qtz-Chl schist & qtz vein from sulphidic shear zone.	4	440
401159	7764988	421692	Nordkjosvatnan		Angular boulder with rusty qtz and lenses of py+cp	12	2.6
401160	7765003	421745	Nordkjosvatnan		Sheared up qtz vein with strong calc-silicate alt. Disem. sulf.	67	5
401161	7765350	422082	Nordkjosvatnan		Sheared up rusty qtz vein with diseminated py.	-2	4.6
401162	7764487	442723	Grunnfjorden		Boulder of sheared qtz with chl-ser alteration. Up to 5% py.	4	35.3
401163	7765537	443291	Grunnfjorden		Slightly sheared qtz vein with few chl laminations. Trace sulfide.	-2	2.2
401164	7765183	436933	Daford	float	Qtz vein with chl laminations & patches of Po-Cpy + native Cu.	-2	8.3
401165	7765311	436862	Daford	grab	Sheared Qtz vein with Cpy & Py,	20	4
401166	7776325	426775	Langryggen	float	Qtz with 5% Cpy in brittle fractures and diss.	50	0.9
401167	7776190	427093	Langryggen	float	Semi-massive Po-Cpy in sil bx rock	740	1.2
401168	7776190	427093	Langryggen	float	Banded Cp-Po in Qtz in Qtz vein.	495	1
401169	7761630	426797	Langryggen	grab	semi Cpy in totally sil'd and bx'd mafic volc or gabbro.	1050	-0.5
401170	7761630	426797	Langryggen	float	Qtz and totally sil'd gneiss, bx and fractures filled by Py-Cpy.	304	1.8
401171	7770655	427863	Leirbugdalen	grab	Amphibolite, slightly sil'd, gradual Po dominant to Py dominant in gneiss.	39	-0.5
401172	7770427	427707	Leirbugdalen	grab	Qtz vein/ totally sil'd mafic with fine fractures and blothces filled with Po and Cpy	19	-0.5
401173	7770392	427728	Leirbugdalen	grab	Partially sil'd mafic, sheared with diss Po and Py.	-2	3
401174	7764874	439731	Hogda	float	Sheared, qtz-ser alt'd mafic, some chl? diss-banded Po and Cpy.	-2	1.3
401175	7764874	439732	Hogda		Thin, 5-15 cm FGR qtz vein with Epi-Ser alt'n and FGR PO-Py at contact.	15	5.5

	ppm	ppm	ppm	ppm	ppm	ppm	PPM	PPM	PPM	PPM	g/t	ppb	ppb	PPM	PPM	PPM	%	PPM	%	PPM	PPM	PPB
	ICP	ICP	ICP	ICP	ICP	ICP	INNA	INNA	INNA	INNA	FA	FA	FA	INNA	INNA	INNA	INNA	INNA	INNA	INNA	INNA	INNA
Sample No.	**Ag**	**Cu**	**Pb**	**Zn**	**Mo**	**Ni**	**CO**	**CR**	**SB**	**W**	**Au**	**Pt**	**Pd**	**AG**	**BA**	**BR**	**CA**	**CS**	**FE**	**HF**	**HG**	**IR**
328185	-0.3	25	-3	139	-1	4	3	100	0.2	-1				-5	-50	1.8	-1	-1	5.33	-1	-1	-5
328186	-0.3	45	-3	297	1	13	11	95	0.2	-1				-5	-50	1.5	1	-1	20.4	-1	-1	-5
328190	0.5	3335	5	126	8	70	290	93	0.2	-1				-5	-50	2.2	-1	-1	26.2	3	-1	-5
328191	-0.3	15	-3	38	2	24	18	240	-0.1	-1				-5	-50	39.7	-1	-1	6.35	-1	-1	-5
328192	-0.3	139	-3	80	3	10	10	77	0.4	-1				-5	-50	1.8	-1	-1	20.2	1	-1	-5
328193	-0.3	196	-3	35	2	14	16	140	0.6	2	0.28			-5	-50	4.7	-1	-1	11.5	-1	-1	-5
328194	-0.3	112	-3	83	4	10	7	110	9.5	-1				-5	-50	5.2	-1	-1	9.95	1	-1	-5
401159	-0.3	108	-3	22	-1	4	3	170	0.1	-1				-5	-50	1.2	-1	-1	1.5	-1	-1	-5
401160	-0.3	46	-3	120	1	5	3	120	0.2	-1				-5	-50	1.1	1	3	7.18	-1	-1	-5
401161	-0.3	41	4	67	2	2	2	200	0.2	2				-5	280	1.7	-1	-1	4.36	1	-1	-5
401162	-0.3	158	3	68	2	55	41	181	69.4	-1				-5	440	10.6	-1	2	5.2	2	-1	-5
401163	-0.3	16	6	19	1	25	5	190	0.6	-1				-5	55	37.8	1	-1	1	-1	-1	-5
401164	-0.3	78	4	25	1	6	3	137	0.5	-1				-5	-50	39.2	-1	-1	0.34	-1	-1	-5
401165	-0.3	1507	-3	16	2	11	7	166	0.6	-1				-5	-50	37.9	-1	-1	0.67	-1	-1	-5
401166	0.4	625	-3	14	-1	22	6	162	-0.1	-1				-5	-50	5.1	-1	-1	1	-1	-1	-5
401167	6.3	10970	-3	199	11	239	450	79	-0.1	23				-5	160	2.3	3	-1	15.9	1	-1	-5
401168	8.1	19560	3	268	9	30	77	103	-0.1	752	0.43			10	-50	3.9	3	2	5.83	-1	-1	-5
401169	39.2	92470	20	1039	14	223	482	83	0.1	-1				41	-50	5.5	1	-1	20.8	-1	-1	-5
401170	21.0	51960	9	303	5	60	259	67	-0.1	122				25	170	-0.5	3	2	10.8	-1	-1	-5
401171	-0.3	506	11	158	4	83	60	69	-0.1	2				-5	340	-0.5	-1	2	6.16	3	-1	-5
401172	-0.3	172	4	8	3	23	17	51	-0.1	2				-5	340	-0.5	-1	1	1.23	3	-1	-5
401173	-0.3	84	-3	47	2	84	29	151	0.2	-1				-5	220	-0.5	2	2	4.13	3	-1	-5
401174	-0.3	1013	-3	34	2	186	145	153	0.9	-1				-5	470	3.5	2	-1	5.34	3	-1	-5
401175	-0.3	225	4	47	5	75	70	122	0.5	-1				-5	530	4.4	4	-1	4.95	4	-1	-5

	PPM	%	PPM	PPM	PPM	PPM	%	%	PPM	PPM	PPM	PPM	PPM	PPM	PPM	PPM	PPM	PPM	PPM	PPM
	INNA	INNA	INNA	INNA	INNA	INNA	INNA	INNA	INNA	INNA	INNA	INNA	INNA	INNA	INNA	INNA	INNA	INNA	INNA	INNA
Sample No.	**MO**	**NA**	**NI**	**RB**	**SC**	**SE**	**SN**	**SR**	**TA**	**TH**	**U**	**ZN**	**LA**	**CE**	**ND**	**SM**	**EU**	**TB**	**YB**	**LU**
328185	-1	0.08	-20	-15	4.3	-3	-0.01	-0.05	-0.5	0.3	-0.5	158	1	-3	-5	0.3	0.2	-0.5	0.5	0.08
328186	-1	0.1	-20	-15	7	-3	-0.01	-0.05	-0.5	-0.2	-0.5	336	2.3	4	-5	0.7	0.5	-0.5	1.3	0.22
328190	4	0.17	79	-15	23.6	-3	-0.01	-0.05	-0.5	0.8	-0.5	150	7.9	19	12	3.5	1.2	0.9	3.3	0.5
328191	-1	0.01	-20	-15	3.2	-3	-0.01	-0.05	-0.5	1.1	-0.5	-50	14.4	28	11	2.2	0.8	-0.5	0.5	0.08
328192	3	0.03	-20	-15	2.3	-3	-0.01	-0.05	-0.5	0.7	-0.5	81	5	10	5	1	0.5	-0.5	1.1	0.16
328193	-1	-0.01	-20	-15	1.2	-3	-0.01	-0.05	-0.5	0.3	-0.5	-50	3	6	-5	0.7	0.3	-0.5	0.5	0.09
328194	-1	0.04	-20	-15	4.9	-3	-0.01	-0.05	0.5	0.6	-0.5	89	5.2	12	7	1.4	0.5	-0.5	1.5	0.24
401159	2	0.01	-20	-15	1.2	-3	-0.01	-0.05	-0.5	-0.2	-0.5	-50	4.3	7	-5	0.3	-0.2	-0.5	-0.2	-0.05
401160	-1	0.09	-20	-15	1.5	-3	-0.01	-0.05	-0.5	0.5	-0.5	129	1.9	3	-5	0.5	0.3	-0.5	0.6	0.1
401161	2	0.54	-20	35	10.2	-3	-0.01	-0.05	-0.5	0.7	-0.5	88	1.8	4	-5	0.5	0.3	-0.5	0.6	0.09
401162	-1	0.61	-20	31	12.8	-3	-0.01	-0.05	-0.5	1.8	-0.5	91	5.5	9	-5	0.9	0.3	-0.5	0.9	0.14
401163	-1	0.09	-20	-15	1.5	-3	-0.01	-0.05	-0.5	-0.2	-0.5	-50	0.7	-3	-5	0.3	-0.2	-0.5	0.3	-0.05
401164	-1	0.01	-20	-15	-0.1	-3	-0.01	-0.05	-0.5	-0.2	-0.5	-50	-0.5	-3	-5	-0.1	-0.2	-0.5	-0.2	-0.05
401165	-1	0.02	-20	-15	0.4	-3	-0.01	-0.05	-0.5	-0.2	-0.5	-50	-0.5	-3	-5	-0.1	-0.2	-0.5	-0.2	-0.05
401166	-1	0.12	-20	-15	0.5	-3	-0.01	-0.05	-0.5	-0.2	-0.5	-50	-0.5	-3	-5	0.1	-0.2	-0.5	0.2	-0.05
401167	6	1.69	295	-15	6.6	13	-0.01	-0.05	-0.5	-0.2	-0.5	199	4.1	7	-5	1	0.4	-0.5	0.8	0.13
401168	8	1.86	-23	-15	6.2	-3	-0.01	-0.05	-0.5	0.5	-0.5	268	3.5	7	7	1.5	0.4	0.8	1.2	0.18
401169	11	0.14	223	-15	2.8	15	-0.01	-0.05	-0.5	-0.2	-0.5	971	4.7	8	-5	0.5	-0.2	-0.5	0.3	-0.05
401170	-1	2.57	100	-15	10.5	10	-0.01	-0.05	-0.5	0.9	-0.5	327	3.1	6	-5	1.1	0.4	-0.5	1.2	0.18
401171	6	1.92	108	32	10.9	-3	-0.01	-0.05	-0.5	3	-0.5	205	14.5	28	13	2.6	0.7	-0.5	1.1	0.17
401172	-1	3.48	35	43	1.4	-3	-0.01	-0.05	1.9	3.5	-0.5	-50	11	22	9	2.9	0.5	-0.5	0.7	0.12
401173	-1	1.67	84	27	12.3	-3	-0.01	-0.05	-0.5	2	0.6	-50	16.6	30	14	3.3	0.9	-0.5	1	0.16
401174	-1	3.59	98	-15	13.8	5	-0.01	-0.05	1.3	3.2	0.8	100	15.2	25	14	3.2	0.8	-0.5	1.9	0.29
401175	3	3.33	89	44	14.2	-3	-0.01	0.12	-0.5	3.2	-0.5	81	21.5	40	14	4.6	1	-0.5	3	0.45

	g	ppm	ppm	%	ppm	ppm	%	%	%	%	ppm	%	ppm	ppm	%
	INNA	ICP	ICP	ICP	ICP	ICP	ICP	ICP	ICP	ICP	ICP	ICP	ICP	ICP	ICP
Sample No.	**Mass**	**Cd**	**Mn**	**Al**	**Be**	**Bi**	**Ca**	**K**	**Mg**	**P**	**Sr**	**Ti**	**V**	**Y**	**S**
328185	32.95	-0.3	774	0.78	-1	-2	0.54	0.03	1.09	0.015	5	0.08	28	3	0.040
328186	30.71	1.9	2385	0.39	-1	-2	1.04	0.03	2.45	0.046	9	0.02	23	10	0.034
328190	30.37	0.6	1243	2.99	-1	-2	0.54	0.01	1.76	0.045	13	0.74	200	15	3.137
328191	25.65	0.6	1817	0.65	-1	-2	0.88	-0.01	0.51	0.037	14	0.05	25	4	0.022
328192	31.57	-0.3	979	1.60	-1	-2	0.12	-0.01	1.33	0.041	9	0.07	29	6	0.188
328193	27.6	0.6	630	0.78	-1	-2	0.06	0.02	0.29	0.038	5	0.03	13	4	0.235
328194	28.96	1.2	867	1.49	-1	-2	0.06	0.20	0.34	0.018	10	0.11	38	8	0.154
401159	28.39	-0.3	127	0.07	-1	-2	0.07	-0.01	0.11	0.007	2	0.01	8	-1	0.043
401160	29.39	0.3	1348	0.59	-1	3	1.31	0.11	1.32	0.028	8	0.03	11	5	0.078
401161	30.48	0.4	205	3.01	-1	-2	0.59	0.89	0.65	0.015	57	0.18	86	2	0.099
401162	32.12	-0.3	182	4.38	-1	-2	0.06	1.18	1.76	0.028	96	0.25	91	5	0.392
401163	29.44	0.7	292	0.38	-1	-2	1.33	0.02	0.30	0.008	27	0.09	15	2	0.011
401164	31.84	0.4	37	0.01	-1	-2	0.05	-0.01	-0.01	-0.001	2	-0.01	-2	-1	0.036
401165	31.28	0.8	158	0.07	-1	-2	0.17	0.03	0.01	0.001	10	-0.01	6	-1	0.241
401166	29.28	-0.3	142	0.22	-1	2	0.62	0.02	0.06	0.003	10	-0.01	3	-1	0.039
401167	31.16	2.1	323	3.89	-1	7	2.83	0.23	0.35	0.027	117	0.31	66	4	8.308
401168	28.16	3.1	372	4.69	-1	3	3.12	0.30	0.50	0.041	93	0.42	101	11	2.732
401169	32.69	11.8	216	1.03	-1	-2	0.77	0.04	1.10	-0.001	10	0.06	42	1	12.688
401170	29.59	4.2	332	4.22	-1	-2	2.83	0.50	0.57	0.008	86	0.38	100	7	6.105
401171	27.94	-0.3	375	6.88	1	-2	0.96	0.81	3.76	0.044	147	0.22	71	8	1.712
401172	28.56	-0.3	55	4.18	1	-2	0.47	1.12	0.17	0.008	73	0.02	7	6	0.466
401173	28.35	-0.3	434	5.43	-1	4	1.51	1.05	0.90	0.059	274	0.30	75	8	1.061
401174	23.16	-0.3	217	6.76	-1	-2	1.58	0.84	1.24	0.037	146	0.30	77	15	2.976
401175	28.85	-0.3	571	4.64	2	-2	4.45	0.81	1.12	0.014	1288	0.23	90	22	1.345

Sample No.	Northing	Easting	Location	Int	Description	PPB INNA AU	PPM INNA AS
401176	7764874	439733	Hogda		Sheared, qtz-ser alt'd mafic, some chl? diss-banded Po and Cpy.	-2	1
401177	7765042	435193	Klondyke		Qtz vein cutting through mineralized zone	203	3.3
401178	7765042	435193	Klondyke		Sugar qtz with banded sulf. or oxides.Weathered to sandy mat.	95	2.6
401179	7765042	435193	Klondyke		As 401178 but with large po-blasts of garnet or ancherite	254	3.1
401180	7765229	435651	Klondyke		Cherty looking slightly banded rhyolittic rock	-2	11.5
401181	7764954	435231	Klondyke		Gabbro or diabase intrution near Dafjord fault. Disem. sulfides.	14	3.9
401182	7764993	435194	Klondyke		Sheared up gabbro intrusion	-2	4.7
401183	7765043	435205	Klondyke		Footwall alteration zone. Chl.-anch. schist	5	2.5
401184	7765049	435205	Klondyke		Typical wall-rock alteration for shearzone related deposits	55	3
401185	7765052	435198	Klondyke		Close to the min. zone alteration. More anch. in chl. schist	4	95.3
401186	7764989	435105	Klondyke		Sheared volc. Strongly silicified some magnetite	32	110
401187	7765048	435171	Klondyke		Cont. of min. zone? Sheared, W side of diabase intrusion.	36	11.5
401188	7765102	435770	Klondyke		Maf. volc. schist with some anch. alteration	-2	6.1
401189	7765109	435707	Klondyke		Diabase sill with hem. staining + some cp and qtz-veining	-2	10
401190	7765239	435801	Klondyke		Sugar qtz vein with chl lamination. Sulfides gone	85	1500
401191	7765239	435801	Klondyke		Chl/amph schist footwall alt.	380	702
401192	7765229	435664	Klondyke		Argillittic/graphitic rock	-2	14.9
401193	7765226	435495	Klondyke		Qtz-ser schist (altered gabbro?) rusty zone	-2	4.4
401194	7765226	435495	Klondyke		Qtz-ser (-chl) schist, none rusty zone (lower).	-2	3.5
401195	7765430	435408	Klondyke		Sugar qtz-very rusty with cross-cutting sulf. veinlets.	-2	1.7
401196	7765288	435287	Klondyke		Qtz-ser schist strongly weathered (rusty).	168	9
401197	7765217	435337	Klondyke		Float. Qtz-banded maf. Strong chl-garnet alt.Sulf+magnetite. Similar to main showing.	1190	3.5
401198	7765211	435310	Klondyke		Composite.H.wall alt. chl-anch alt. Gabbro/mafic?	26	100
401199	7765211	435310	Klondyke		Grab. 30cm shear zone in mafic volc/ gabbro? Tr py +qtz-stringers	10	30.5
401200	7760014	437475	Sordalshogda		Chl-anch alt. with sulfides. Garnet?	1060	2650

	ppm	ppm	ppm	ppm	ppm	ppm	PPM	PPM	PPM	PPM	g/t	ppb	ppb	PPM	PPM	PPM	%	PPM	%	PPM	PPM	PPB
	ICP	ICP	ICP	ICP	ICP	ICP	INNA	INNA	INNA	INNA	FA	FA	FA	INNA	INNA	INNA	INNA	INNA	INNA	INNA	INNA	INNA
Sample No.	**Ag**	**Cu**	**Pb**	**Zn**	**Mo**	**Ni**	**CO**	**CR**	**SB**	**W**	**Au**	**Pt**	**Pd**	**AG**	**BA**	**BR**	**CA**	**CS**	**FE**	**HF**	**HG**	**IR**
401176	-0.3	304	-3	43	2	80	53	106	0.7	-1				-5	430	56.4	2	-1	5.14	3	-1	-5
401177	-0.3	1295	-3	33	-1	97	84	163	0.5	-1				-5	69	28	-1	-1	12.5	-1	-1	-5
401178	-0.3	512	-3	23	1	19	21	127	0.3	-1	0.22			-5	-50	4.6	-1	-1	7.78	-1	-1	-5
401179	-0.3	293	-3	25	3	55	48	105	0.4	-1				-5	-50	4.8	2	-1	22.3	3	-1	-5
401180	-0.3	39	-3	47	3	36	17	99	0.4	-1				-5	490	-0.5	-1	3	3.74	4	-1	-5
401181	-0.3	176	-3	77	1	45	51	117	0.8	-1				-5	-50	10.1	5	-1	13.2	4	-1	-5
401182	-0.3	103	-3	124	3	25	51	46	1.3	-1				-5	-50	-0.5	4	-1	12	3	-1	-5
401183	-0.3	7	-3	142	3	62	22	185	1	-1				-5	-50	2.7	-1	-1	20.9	2	-1	-5
401184	-0.3	457	-3	159	4	25	45	192	0.7	19				-5	-50	2.8	-1	-1	20.5	2	-1	-5
401185	-0.3	30	-3	86	1	78	56	211	0.9	-1				-5	330	2.9	-1	2	7.93	1	-1	-5
401186	-0.3	73	-3	111	3	3	5	79	0.8	-1				-5	110	2	2	-1	18.1	2	-1	-5
401187	-0.3	118	-3	95	2	6	4	47	0.7	-1				-5	-50	3.4	-1	-1	20.3	-1	-1	-5
401188	-0.3	58	-3	79	2	68	38	111	0.8	-1				-5	-50	-0.5	4	-1	9.69	3	-1	-5
401189	-0.3	75	-3	95	3	45	36	92	2.2	-1				-5	300	10.3	3	-1	9.48	3	-1	-5
401190	-0.3	99	-3	23	1	1	2	110	-0.1	-1				-5	-50	2	-1	-1	4.54	-1	-1	-5
401191	0.6	138	6	105	9	5	6	91	4.7	20				-5	-50	2	2	5	15.3	3	-1	-5
401192	-0.3	24	4	42	3	20	5	67	1.5	3				-5	180	3.9	-1	2	2.91	4	-1	-5
401193	-0.3	105	-3	118	-1	188	49	769	1.1	4				-5	-50	-0.5	10	2	7.99	2	-1	-5
401194	-0.3	24	-3	78	-1	85	35	216	1.9	-1				-5	-50	-0.5	-1	2	4.3	3	-1	-5
401195	-0.3	31	-3	22	-1	-1	-1	101	1	-1				-5	490	-0.5	-1	-1	4.64	3	-1	-5
401196	0.5	61	4	22	6	2	-1	80	1.9	-1				-5	300	2.9	-1	3	6.43	3	-1	-5
401197	0.4	303	-3	51	2	32	25	110	0.5	-1	1.87			-5	-50	4.2	-1	-1	13.2	-1	-1	-5
401198	-0.3	28	-3	87	2	111	61	215	0.9	-1				-5	-53	-0.5	2	-1	6.52	-1	-1	-5
401199	-0.3	55	-3	76	3	52	30	130	0.5	-1				-5	-50	-0.5	-1	-1	4.75	1	-1	-5
401200	2.4	122	40	574	-1	4	11	106	-0.2	11	1			-5	-58	6.5	-1	-1	12.7	3	-1	-5

	PPM	%	PPM	PPM	PPM	PPM	%	%	PPM	PPM	PPM	PPM	PPM	PPM	PPM	PPM	PPM	PPM	PPM	PPM
	INNA	INNA	INNA	INNA	INNA	INNA	INNA	INNA	INNA	INNA	INNA	INNA	INNA	INNA	INNA	INNA	INNA	INNA	INNA	INNA
Sample No.	**MO**	**NA**	**NI**	**RB**	**SC**	**SE**	**SN**	**SR**	**TA**	**TH**	**U**	**ZN**	**LA**	**CE**	**ND**	**SM**	**EU**	**TB**	**YB**	**LU**
401176	-1	2.61	97	38	12.2	-3	-0.01	-0.05	-0.5	2.7	1.9	-50	14.6	30	14	2.8	0.8	-0.5	1.4	0.21
401177	-1	0.03	-22	-15	2.8	-3	-0.01	-0.05	-0.5	0.6	0.7	-50	4.1	10	-5	0.9	0.4	-0.5	1.4	0.2
401178	-1	0.04	55	-15	2	-3	-0.01	-0.05	-0.5	0.3	-0.5	-50	2.2	3	-5	0.6	0.2	-0.5	0.7	0.11
401179	-1	0.02	56	-15	27.9	-3	-0.01	-0.05	-0.5	1.8	-0.5	58	5.2	17	5	1.5	1.1	0.9	11.2	1.68
401180	2	2.39	-27	69	15	-3	-0.01	-0.05	-0.5	5.3	1.1	-50	18.7	37	17	3	0.9	-0.5	1.2	0.19
401181	-1	1.45	-35	-15	44.3	-3	-0.01	-0.05	1	2.6	0.6	145	21.9	44	19	6	1.6	0.9	4	0.6
401182	-1	2.38	-39	-15	45.8	-3	-0.01	-0.05	-0.5	0.9	-0.5	211	9	21	8	4.4	1.4	0.9	4.2	0.62
401183	-1	0.02	70	-15	34.2	-3	-0.01	-0.05	0.5	0.5	1.1	183	9.1	18	10	2.8	0.8	-0.5	1	0.14
401184	-1	0.26	-34	-15	31.2	-3	-0.01	-0.05	-0.5	-0.2	-0.5	209	6.1	13	-5	2.4	0.8	-0.5	2.1	0.34
401185	-1	3.5	130	-15	35.6	-3	-0.01	-0.05	-0.5	0.6	-0.5	119	4.7	14	-5	2.4	0.8	-0.5	2.1	0.34
401186	-1	0.1	-24	-15	4.9	-3	-0.01	-0.05	-0.5	1.3	-0.5	121	2.7	7	-5	0.7	0.4	-0.5	2.1	0.34
401187	-1	0.02	-24	-15	1.2	4	-0.01	-0.05	-0.5	0.5	-0.5	114	1.8	-3	-5	0.4	-0.2	-0.5	0.3	0.05
401188	-1	2.8	80	-15	34.7	-3	-0.01	-0.05	-0.5	-0.2	1.9	120	7.5	18	12	3.8	1.2	0.6	4	0.62
401189	-1	0.98	43	42	35.7	-3	-0.01	0.05	-0.5	2	-0.5	144	16.5	32	17	4.9	1.5	0.8	3.4	0.51
401190	-1	0.03	-20	-15	0.9	-3	-0.01	-0.05	-0.5	-0.2	-0.5	-50	1.5	-3	-5	0.3	-0.2	-0.5	0.3	-0.05
401191	14	0.34	-29	-15	10.6	-3	-0.01	-0.05	1.1	2.9	-0.5	86	20	36	12	3.8	1.3	-0.5	2.7	0.42
401192	4	1.92	-23	59	7.9	3	-0.01	-0.05	1.5	4.5	2	-50	18.5	33	14	2.6	0.7	-0.5	1.1	0.17
401193	-1	1.59	290	-15	24.1	-3	-0.01	-0.05	-0.5	6.6	1.2	155	76.5	132	52	8.6	1.8	-0.5	1.5	0.18
401194	6	2.71	88	-15	13.7	-3	-0.01	-0.05	1.1	5.3	1.4	102	27	40	10	4.2	1	0.9	1	0.17
401195	-1	1.79	-51	53	12.4	-3	-0.01	-0.05	-0.5	1.1	1.6	-50	4	8	-5	0.6	-0.2	-0.5	0.7	0.12
401196	-1	0.47	-42	67	10.2	-3	-0.01	-0.05	-0.5	0.6	-0.5	-50	3	5	-5	0.6	-0.2	-0.5	0.8	0.14
401197	-1	0.01	-31	-15	1.3	-3	-0.01	-0.05	-0.5	-0.2	-0.5	114	2.5	5	-5	0.6	0.3	-0.5	0.7	0.11
401198	-1	2.57	111	-18	37.2	-3	-0.01	-0.05	-0.5	-0.2	-0.5	123	4.4	8	-5	2	0.5	-0.5	1.4	0.21
401199	-1	1.62	54	60	19.4	-3	-0.01	-0.05	-0.5	0.3	-0.5	-50	2.7	-3	-5	1.1	-0.2	-0.5	1.3	0.2
401200	-1	0.86	-58	55	26.3	-3	-0.01	-0.05	-0.5	0.9	-0.5	591	5.6	12	-5	2.4	-0.2	-0.5	2.7	0.44

	g	ppm	ppm	%	ppm	ppm	%	%	%	%	ppm	%	ppm	ppm	%
	INNA	ICP	ICP	ICP	ICP	ICP	ICP	ICP	ICP	ICP	ICP	ICP	ICP	ICP	ICP
Sample No.	**Mass**	**Cd**	**Mn**	**Al**	**Be**	**Bi**	**Ca**	**K**	**Mg**	**P**	**Sr**	**Ti**	**V**	**Y**	**S**
401176	27.55	-0.3	275	5.32	-1	-2	1.94	0.77	1.52	0.039	190	0.30	74	10	0.994
401177	29.2	0.8	748	0.98	-1	-2	0.18	-0.01	0.37	0.042	7	0.03	32	11	4.940
401178	28.92	0.7	787	0.49	-1	3	0.26	-0.01	0.19	0.028	4	0.01	16	5	0.297
401179	46.61	2.3	6904	3.58	-1	-2	2.16	-0.01	0.27	0.078	8	0.28	64	25	3.452
401180	25.25	-0.3	512	7.17	1	-2	0.77	2.18	0.99	0.045	210	0.37	101	7	0.056
401181	30.91	1.1	1737	5.30	1	2	5.41	0.51	2.69	0.075	123	1.16	305	31	0.052
401182	26.36	-0.3	1305	5.46	-1	-2	5.48	0.16	2.24	0.053	94	0.98	339	31	0.081
401183	31.6	1.1	914	5.25	-1	4	1.12	-0.01	2.57	0.040	10	0.75	261	4	0.005
401184	29.31	0.9	863	4.17	2	-2	0.31	0.03	1.93	0.037	10	0.71	241	10	0.601
401185	23.72	-0.3	1538	5.42	-1	6	0.41	0.75	1.62	0.030	119	0.60	246	11	0.010
401186	30.93	0.9	2818	2.01	-1	-2	1.32	0.08	1.07	0.038	6	0.09	26	14	0.125
401187	28.68	1.9	1268	0.24	-1	-2	0.05	-0.01	1.05	0.047	5	0.01	8	2	0.038
401188	25.7	0.6	1053	5.51	-1	5	4.00	0.30	2.66	0.058	83	1.00	280	28	0.086
401189	27.84	0.3	1910	5.01	1	6	3.04	1.29	2.69	0.070	206	0.93	247	30	0.021
401190	29.66	0.6	344	0.29	-1	2	0.07	0.04	0.23	0.022	3	0.02	8	-1	0.079
401191	25.91	0.6	1779	4.61	1	-2	1.86	0.67	1.44	0.032	53	0.30	80	21	0.597
401192	25.61	-0.3	205	6.06	1	-2	0.80	1.52	0.65	0.025	297	0.22	49	6	0.057
401193	24.77	-0.3	1648	4.68	-1	-2	7.16	0.01	5.00	0.138	421	0.23	161	13	0.102
401194	26.92	-0.3	643	7.68	1	-2	0.42	1.43	1.88	0.063	183	0.43	111	13	0.110
401195	23.75	-0.3	118	6.07	1	-2	0.16	2.55	0.62	0.025	79	0.31	99	2	0.085
401196	22.16	-0.3	104	4.91	-1	-2	0.02	2.31	0.39	0.025	95	0.21	77	2	0.153
401197	30.41	1.1	1014	1.18	-1	-2	0.45	0.01	0.82	0.057	5	0.03	13	5	1.540
401198	23.87	-0.3	1622	6.53	-1	-2	4.06	0.90	2.65	0.028	93	0.55	251	15	0.028
401199	22.28	-0.3	1310	5.60	-1	-2	6.20	0.41	1.85	0.022	91	0.40	186	14	0.055
401200	24.64	3.0	628	5.01	1	-2	0.06	1.20	1.36	0.041	39	0.82	247	18	0.276

Sample No.	Northing	Easting	Location	Int	Description	PPB INNA AU	PPM INNA AS
401251	7765427	429965	Leirbugvatnan	0.5	Qtz vein with Aspy and stibnite needles. no	269	41900
401252	7766409	432831	Leirbugvatnan	2.5	Folded sheared sulphide Iron Formation.	5	42.8
401253	7766405	432768	Leirbugvatnan	0.5	Folded sheared sulphide Iron Formation. Some Qtz, mostly sil'd rhyolite with some diss Py.	9	21.5
401254	7766409	432831	Leirbugvatnan	grab	Waste pile: Stockwork Py-Po, Tr Cpy in sugar qtz and qtz vein.	42	9.7
401255	7765653	432926	Leirbugvatnan	grab	Semi-massive- stockwork Po in bluish-green alt'd dactic? volc.	-2	125
401256	7765699	432817	Leirbugvatnan	grab	Po-bearing felsic volc.	-2	61.1
401257	7765452	432374	Leirbugvatnan	float	Brecciated, felsic volc, (greenish-blue) diss Po and Cpy.	-2	6.9
401258	7764529	421087	Nordkjosvatnan	float	Slightly sheared and strained qtz vein. Trace sulfide.	2	4.2
401259	7764994	421412	Nordkjosvatnan	0.4	Sheared qtz banded amph (Calc-silc) with diss Py.	39	25
401260	7764966	421480	Nordkjosvatnan	0.5	Sheared qtz banded amph (Calc-silc) with diss Py.	66	4
401261	7765189	421507	Nordkjosvatnan	grab	Qtz vein from rusty shear zone.	155	3.7
401262	7765165	421684	Nordkjosvatnan	grab	Amph with Py, Cpy, some qtz stringers and Garnet?	116	2.8
401263	7765156	421704	Nordkjosvatnan	0.3	Sheared qtz banded amph (Calc-silc) with diss Py.	23	3
401264	7765007	421831	Nordkjosvatnan	grab	Sheared qtz banded CS, qtz rich, including sugar quartz, rusty.	53	4
401265	7764740	421830	Nordkjosvatnan	1.8	Sheared qtz banded amph (Calc-silc) with diss Py and sil'd metased with diss Py.	38	75.5
401266	7765467	434018	Dafjord Fault	grab	Py-Po-Sp? bearing shear zone, 10 m wide, semi-massive Py in Qts-Ser schist.	38	163
401267	7760910	437764	Sordalshogda	grab	Qtz vein with Py>>Cpy and wallrock.	82700	33
401268	7760846	437771	Sordalshogda	float	In situ; Same vein as 267? Rusty, sugary quartz.	1520	20.8
401269	7760754	437717	Sordalshogda	grab	Rusty quartz vein & Qts-Ser schist with Malachite staining.	640	128
401270	7760574	437638	Sordalshogda	0.55	BH-17, Cpy-Py-Mo? banded qtz vein	1380	15.7
401271	7760574	437638	Sordalshogda	0.35	HW to 270, Qtz banded Chl Schist with up to 10% diss Py-Cpy.	1060	11
401272	7760597	437633	Sordalshogda	grab	Rusty sulphide bearing qtz vein, possible same vein as 270.	27300	16.7
401273	7760543	437500	Sordalshogda	float	In situ; Very rusty sugar quartz with Mal staining.	1650	22.1
401274	7760684	428301	Skogsfjordvatnan W	grab	Porous, very rusty qtz from flat lying shear.	284	2.1
401275	7760684	428301	Skogsfjordvatnan W	grab	Qtz breccia with Po matrix and Cpy rich wall rock.	421	4.1
401276	7760684	428301	Skogsfjordvatnan W	grab	Qtz vein with < 10% diss and fracture filled Po, some Cpy.	127	2.5
401277	7759949	427987	Skogsfjordvatnan W	float	Slightly banded qtz vein with 1-2% diss & banded Py.	32	7.9
401278	7759723	428047	Skogsfjordvatnan W	float	Qtz vein with <5% diss Py.	12	2.3

	ppm	ppm	ppm	ppm	ppm	ppm	PPM	PPM	PPM	PPM	g/t	ppb	ppb	PPM	PPM	PPM	%	PPM	%	PPM	PPM	PPB
	ICP	ICP	ICP	ICP	ICP	ICP	INNA	INNA	INNA	INNA	FA	FA	FA	INNA	INNA	INNA	INNA	INNA	INNA	INNA	INNA	INNA
Sample No.	**Ag**	**Cu**	**Pb**	**Zn**	**Mo**	**Ni**	**CO**	**CR**	**SB**	**W**	**Au**	**Pt**	**Pd**	**AG**	**BA**	**BR**	**CA**	**CS**	**FE**	**HF**	**HG**	**IR**
401251	-0.3	11	22	20	1	42	29	-5	-2.6	-1				-5	-120	-0.5	-1	-1	3.85	-1	32	-5
401252	-0.3	48	-3	87	-1	31	9	72	3.3	-1				-5	230	-0.5	-1	2	4.7	3	-1	-5
401253	-0.3	77	3	59	3	19	15	147	2.2	3				-5	400	-0.5	-1	-1	6.32	3	-1	-5
401254	1.3	898	-3	17	2	116	268	84	1.4	-1				-5	-50	7.4	-1	-1	28.7	-1	-1	-5
401255	1.6	506	-3	85	3	208	59	21	3.5	-1				-5	300	-0.5	1	2	26.5	2	-1	-5
401256	0.5	56	8	174	2	22	11	34	2.2	-1				-5	120	2.5	-1	-1	8.71	-1	-1	-5
401257	-0.3	225	5	44	5	81	20	25	0.6	-1				-5	-50	21.3	-1	2	4.15	3	-1	-5
401258	-0.3	14	-3	9	2	4	2	57	2.3	-1				-5	-50	0.7	-1	-1	0.71	-1	-1	-5
401259	-0.3	27	-3	97	-1	3	3	15	0.4	-1				-5	-50	-0.5	2	-1	17.1	-1	-1	-5
401260	-0.3	135	-3	77	3	8	9	20	0.7	-1				-5	-50	-0.5	2	-1	9.28	-1	-1	-5
401261	-0.3	89	-3	17	1	16	10	47	0.6	-1				-5	-50	1.7	-1	-1	2.19	-1	-1	-5
401262	-0.3	156	-3	162	2	13	15	27	0.7	-1				-5	-50	-0.5	4	-1	19.7	2	-1	-5
401263	-0.3	23	-3	106	-1	3	2	16	0.2	-1				-5	-50	0.9	2	-1	5.22	-1	-1	-5
401264	-0.3	63	-3	66	-1	4	5	23	0.5	-1				-5	-50	0.9	-1	-1	8.92	-1	-1	-5
401265	-0.3	69	-3	87	3	5	5	-5	0.2	-1				-5	68	-0.5	-1	-1	11.1	-1	-1	-5
401266	0.4	88	14	38	2	39	90	44	8.8	-1				-5	1600	-0.5	-1	2	16.7	2	-1	-5
401267	25.5	10020	-3	47	10	62	70	47	4.1	-1	79.22			36	-50	8.4	-1	-1	9.52	-1	-1	-5
401268	7.2	507	-3	33	274	37	24	180	2.2	6	1.44			12	620	8.2	-1	-1	9.32	2	-1	-5
401269	15.7	390	3	196	2	9	2	17	4.9	-1	0.62			21	230	10.4	-1	-1	3.69	2	3	-5
401270	1.9	3436	-3	28	64	27	22	27	35	-1	1.14			-5	96	9.4	7	-1	5.11	-1	-1	-5
401271	0.7	2448	-3	54	28	54	42	100	2.9	7	0.76			-5	490	3.3	7	-1	7.39	2	-1	-5
401272	16.0	384	5	53	3	3	5	14	6.8	-1	15.77			21	-50	13.2	-1	-1	2.38	-1	-1	-5
401273	12.1	1819	8	10	17	29	42	23	1.8	-1	2.07			16	-50	35.6	-1	-1	5.17	-1	60	-5
401274	2.5	809	-3	-1	8	2	4	16	0.2	-1				-5	-50	4.6	-1	-1	14	-1	-1	-5
401275	2.9	10300	-3	17	2	259	1400	20	-0.1	12				-5	-50	-0.5	-1	-1	26.5	-1	-1	-5
401276	1.3	7721	-3	14	12	121	330	31	0.5	1100				-5	-50	5.9	-1	-1	11.2	-1	-1	-5
401277	-0.3	135	-3	31	2	5	12	34	2.7	-1				-5	-50	3.6	-1	-1	1.87	-1	-1	-5
401278	-0.3	43	4	16	3	2	6	36	0.5	-1				-5	150	2.3	-1	-1	1.71	1	-1	-5

	PPM	%	PPM	PPM	PPM	PPM	%	%	PPM	PPM	PPM	PPM	PPM	PPM	PPM	PPM	PPM	PPM	PPM	PPM
	INNA	INNA	INNA	INNA	INNA	INNA	INNA	INNA	INNA	INNA	INNA	INNA	INNA	INNA	INNA	INNA	INNA	INNA	INNA	INNA
Sample No.	**MO**	**NA**	**NI**	**RB**	**SC**	**SE**	**SN**	**SR**	**TA**	**TH**	**U**	**ZN**	**LA**	**CE**	**ND**	**SM**	**EU**	**TB**	**YB**	**LU**
401251	-1	0.61	50	-15	0.4	-5	-0.08	-0.05	-0.5	-1.5	-1.2	-50	-0.5	-3	-5	-0.1	-0.2	-0.5	-0.3	-0.05
401252	-1	3.88	-42	-15	9.6	-3	-0.01	-0.05	-0.5	4	2	129	27.4	48	24	4.5	1.2	-0.5	0.9	0.15
401253	-1	3.13	-42	-15	10.4	-3	-0.01	-0.05	1	3.1	-0.5	65	24.3	41	13	3.2	1	-0.5	0.9	0.11
401254	-1	0.13	114	-15	1.6	-3	-0.01	-0.05	-0.5	-0.2	-0.5	-50	2	4	-5	0.4	-0.2	-0.5	-0.2	-0.05
401255	-1	1.25	220	42	3.9	-3	-0.01	-0.05	-0.5	2.9	1.2	96	10.8	20	-5	1.6	-0.2	-0.5	0.5	0.09
401256	-1	0.28	-22	-15	5.4	-3	-0.01	-0.05	-0.5	0.9	-0.5	189	5.9	12	-5	1.3	0.4	-0.5	0.8	0.09
401257	6	4.21	89	-15	6.5	-3	-0.01	-0.05	-0.5	4.8	-0.5	-50	24.8	42	19	4.3	1.2	-0.5	0.6	0.09
401258	-1	0.03	-20	-15	0.2	-3	-0.01	-0.05	-0.5	-0.2	-0.5	-50	-0.5	-3	-5	-0.1	-0.2	-0.5	-0.2	-0.05
401259	-1	0.07	-23	-15	1	-3	-0.01	-0.05	-0.5	0.2	-0.5	105	1.4	-3	-5	0.3	0.3	-0.5	0.6	0.09
401260	-1	0.07	-20	-15	1.7	-3	-0.01	-0.05	-0.5	0.4	-0.5	71	1.6	4	-5	0.5	0.3	-0.5	0.6	0.1
401261	-1	0.23	-20	-15	4.6	-3	-0.01	-0.05	-0.5	-0.2	-0.5	-50	1.3	-3	-5	0.6	-0.2	-0.5	0.3	0.05
401262	-1	0.27	-25	-15	5.2	-3	-0.01	-0.05	0.8	0.7	-0.5	163	2.5	5	-5	0.9	0.5	-0.5	1.2	0.2
401263	-1	0.1	-20	-15	0.9	-3	-0.01	-0.05	-0.5	0.2	-0.5	110	0.5	-3	-5	0.3	0.2	-0.5	0.8	0.11
401264	-1	0.05	-20	-15	0.9	-3	-0.01	-0.05	-0.5	-0.2	-0.5	61	1	3	-5	0.3	-0.2	-0.5	0.4	0.07
401265	-1	0.63	-24	-15	3	5	-0.01	-0.05	-0.5	1.1	-0.5	80	4.2	7	-5	0.7	0.3	-0.5	0.5	0.07
401266	3	0.85	-32	72	5.8	-3	-0.01	-0.05	-0.5	2.3	-0.5	-50	17.3	29	6	2.3	0.3	-0.5	0.7	0.13
401267	-1	0.13	62	-15	6.3	-3	-0.02	-0.05	-0.5	-0.2	-0.5	-50	1.2	-3	-5	0.4	-0.2	-0.5	0.5	0.08
401268	271	1.2	-36	82	29.3	-3	-0.01	-0.05	-0.5	0.5	1	82	3.5	9	-5	1.4	0.4	-0.5	1.3	0.2
401269	4	1.97	-25	37	1.9	6	-0.01	-0.05	-0.5	1.8	-0.5	211	6.8	12	-5	1	0.3	-0.5	0.2	-0.05
401270	68	0.19	-20	-15	4.5	-3	-0.01	-0.05	-0.5	-0.2	-0.5	-50	2.7	5	-5	0.9	0.8	-0.5	0.6	0.1
401271	27	0.39	59	72	27.6	-3	-0.01	-0.05	-0.5	0.7	0.9	88	7.4	16	-5	2.5	1.4	-0.5	2	0.29
401272	3	0.02	-20	-15	0.1	-3	-0.01	-0.05	-0.5	-0.2	-0.5	-50	-0.5	-3	-5	0.1	-0.2	-0.5	-0.2	0.06
401273	19	0.16	-20	-15	1.8	-3	-0.01	-0.05	-0.5	0.4	-0.5	-50	0.8	-3	-5	0.3	-0.2	-0.5	-0.2	0.05
401274	7	0.16	-20	-15	1.3	29	-0.01	-0.05	-0.5	-0.2	-0.5	-50	-0.5	-3	-5	0.1	-0.2	-0.5	2.5	0.33
401275	-1	0.04	300	-15	1.8	22	-0.01	-0.05	-0.5	-0.2	-0.5	-50	-0.5	-3	-5	0.2	-0.2	-0.5	0.7	0.1
401276	11	0.43	128	-15	4.2	10	-0.01	-0.05	-0.5	-0.2	-0.5	-50	-0.5	-3	-5	0.2	-0.2	0.5	0.6	0.08
401277	-1	0.12	-20	-15	1.7	-3	-0.01	-0.05	-0.5	0.2	-0.5	-50	-0.5	-3	-5	0.2	-0.2	-0.5	-0.2	-0.05
401278	-1	1.66	-21	-15	0.9	-3	-0.01	-0.05	-0.5	2.7	-0.5	-50	13.1	20	7	1.3	0.3	-0.5	0.2	-0.05

	g	ppm	ppm	%	ppm	ppm	%	%	%	%	ppm	%	ppm	ppm	%
	INNA	ICP	ICP	ICP	ICP	ICP	ICP	ICP	ICP	ICP	ICP	ICP	ICP	ICP	ICP
Sample No.	**Mass**	**Cd**	**Mn**	**Al**	**Be**	**Bi**	**Ca**	**K**	**Mg**	**P**	**Sr**	**Ti**	**V**	**Y**	**S**
401251	29.12	-0.3	34	1.02	-1	2	0.15	0.10	0.04	0.001	75	-0.01	-2	-1	1.943
401252	24.87	-0.3	266	6.66	1	-2	1.32	0.72	2.13	0.062	350	0.26	71	9	0.546
401253	22	0.4	591	6.25	1	5	3.02	1.13	1.56	0.091	353	0.67	135	9	0.730
401254	28.89	1.4	125	0.67	-1	-2	0.42	0.08	0.45	0.008	27	0.05	11	-1	12.794
401255	26.77	1.0	249	3.00	-1	4	1.02	0.98	0.25	0.020	124	0.11	24	3	9.767
401256	27.26	1.4	356	1.60	-1	3	0.68	0.40	0.45	0.017	45	0.13	37	7	3.508
401257	27.88	-0.3	109	6.01	1	-2	0.29	0.05	1.72	0.040	243	0.16	48	7	1.486
401258	30.65	0.4	38	0.07	-1	-2	0.03	0.01	0.02	-0.001	2	-0.01	2	-1	0.028
401259	28.9	0.6	2610	0.42	-1	-2	1.71	0.03	1.85	0.025	10	0.02	5	6	0.043
401260	29.78	0.9	1710	0.90	-1	-2	1.81	0.07	0.97	0.023	8	0.03	10	6	0.313
401261	27.69	-0.3	198	0.78	-1	-2	0.17	0.05	0.24	0.008	22	0.11	33	4	0.071
401262	31.75	0.9	5159	2.11	-1	-2	4.43	0.13	2.25	0.019	14	0.11	34	10	0.472
401263	29.89	0.6	1425	0.45	-1	-2	2.06	0.02	1.91	0.012	6	0.02	6	7	0.033
401264	29.79	-0.3	1701	0.25	-1	4	0.77	0.03	1.23	0.013	4	0.01	6	4	0.059
401265	26.18	0.4	1532	1.65	-1	-2	1.06	0.20	1.09	0.017	52	0.08	17	4	0.168
401266	25.64	0.5	117	5.73	-1	4	0.16	2.08	0.92	0.024	133	0.16	43	7	13.936
401267	30.91	0.6	93	1.07	-1	18	0.06	0.48	0.13	0.007	14	0.14	48	3	6.226
401268	25.25	0.5	303	5.17	1	110	0.60	2.14	0.41	0.025	146	0.58	219	8	0.300
401269	27.4	0.7	110	4.15	-1	33	0.25	1.15	0.25	0.024	111	0.11	19	2	0.091
401270	33.08	0.6	1210	0.93	-1	16	7.28	0.25	0.50	0.009	102	0.10	33	6	4.241
401271	28.63	0.4	1660	5.75	1	-2	8.52	2.78	1.90	0.042	290	0.71	218	19	2.318
401272	27.09	-0.3	111	0.07	-1	44	0.09	0.02	-0.01	0.001	4	-0.01	-2	-1	0.039
401273	30.05	-0.3	273	1.21	-1	36	0.04	0.56	0.15	0.008	12	0.04	20	2	2.153
401274	28.64	1.1	79	0.39	-1	-2	0.04	0.05	0.01	0.007	7	0.28	79	12	0.462
401275	32.83	-0.3	105	0.66	-1	6	0.36	0.02	0.17	0.006	13	0.06	30	9	13.492
401276	29.3	-0.3	161	1.64	-1	-2	0.55	0.05	0.41	0.007	20	0.14	50	5	6.017
401277	30.31	0.6	79	0.27	-1	-2	0.05	0.04	0.08	0.005	5	0.11	18	1	0.323
401278	27.33	-0.3	78	2.97	2	-2	0.44	0.51	0.14	0.028	94	0.06	11	3	0.201

						PPB	PPM
						INNA	INNA
Sample No.	**Northing**	**Easting**	**Location**	**Int**	**Description**	**AU**	**AS**
401279	7760560	437649	Sordalshogda	grab	Rusty sugar quartz.	7180	43.7
401280	7760599	437650	Sordalshogda	grab	Rusty sugar quartz.	172	9.1
401281	7761069	437682	Sordalshogda	grab	Quartz vein with local concentrations of sulphides	9	6
401282	7761368	437909	Sordalshogda	grab	Rusty, porous quartz.	78	36.1
401283	7761501	438050	Sordalshogda	grab	Strongly sheared and chl-ank-qtz alt'd mafic with <5% diss Py, some qtz-carb stringers.	368	27.7
401284	7761692	437704	Sordalshogda	grab	Sil'd mafic volc with some qtz veining, moderate Ank alt'n, 5% diss Py.	13	55
401285	7761365	438059	Sordalshogda	float	Chl-Qtz-Py schist.	236	443
401401	7760044	437539	Sordalshogda		Some qtz-veining with chl-anch(-garnet?) alt. Sulfides.	3160	26600
401402	7760054	437570	Sordalshogda		Boulder from old digging? Qtz with some chl + garnet?	20	152
401403	7760054	437570	Sordalshogda		Boulder from old digging? Sugar qtz with chl + garnet/anch? Sulfides	3870	384

	ppm	ppm	ppm	ppm	ppm	ppm	PPM	PPM	PPM	PPM	g/t	ppb	ppb	PPM	PPM	PPM	%	PPM	%	PPM	PPM	PPB
	ICP	ICP	ICP	ICP	ICP	ICP	INNA	INNA	INNA	INNA	FA	FA	FA	INNA	INNA	INNA	INNA	INNA	INNA	INNA	INNA	INNA
Sample No.	**Ag**	**Cu**	**Pb**	**Zn**	**Mo**	**Ni**	**CO**	**CR**	**SB**	**W**	**Au**	**Pt**	**Pd**	**AG**	**BA**	**BR**	**CA**	**CS**	**FE**	**HF**	**HG**	**IR**
401279	7.8	634	6	101	652	4	2	24	195	-1	5.98			7	-50	118	-1	-1	3.25	-1	2	-5
401280	0.4	100	-3	7	10	7	8	34	2.9	-1	0.13			-5	-50	21.7	-1	-1	2.23	-1	-1	-5
401281	-0.3	199	7	17	3	18	13	29	10	-1				-5	-50	83.3	-1	-1	2.7	-1	-1	-5
401282	9.1	180	37	8	3	9	10	22	5.1	3				10	-50	49.4	-1	-1	3.24	-1	-1	-5
401283	2.8	4204	-3	41	5	29	30	40	1.1	5				-5	210	2.8	7	-1	5.04	2	-1	-5
401284	-0.3	323	12	56	3	90	95	113	2.8	-1				-5	-50	-0.5	8	7	7.1	-1	-1	-5
401285	0.8	225	-3	15	23	104	117	108	5.5	84				-5	590	-0.5	-1	2	16.7	3	-1	-5
401401	16.8	457	92	3115	-1	6	49	115	-1.9	-1	2.02			17	-250	-2	-1	5	12.6	-1	-1	-5
401402	0.5	288	7	164	3	20	32	23	2.4	-1				-5	-50	28	-1	-1	4.08	2	-1	-5
401403	13.4	125	39	436	4	-1	3	123	3.6	8				13	300	4.2	-1	1	9.85	3	-1	-5

	PPM	%	PPM	PPM	PPM	PPM	%	%	PPM	PPM	PPM	PPM	PPM	PPM	PPM	PPM	PPM	PPM	PPM	PPM
	INNA	INNA	INNA	INNA	INNA	INNA	INNA	INNA	INNA	INNA	INNA	INNA	INNA	INNA	INNA	INNA	INNA	INNA	INNA	INNA
Sample No.	**MO**	**NA**	**NI**	**RB**	**SC**	**SE**	**SN**	**SR**	**TA**	**TH**	**U**	**ZN**	**LA**	**CE**	**ND**	**SM**	**EU**	**TB**	**YB**	**LU**
401279	658	0.02	-20	-15	0.4	4	-0.02	-0.05	-0.5	-0.2	-0.5	88	-0.5	-3	-5	0.1	-0.2	-0.5	-0.2	-0.05
401280	6	0.01	-20	-15	0.2	-3	-0.01	-0.05	-0.5	-0.2	-0.5	-50	-0.5	-3	-5	-0.1	-0.2	-0.5	-0.2	-0.05
401281	-1	0.41	-20	-15	4.6	-3	-0.01	-0.05	-0.5	-0.2	-0.5	-50	1.1	-3	-5	0.6	-0.2	-0.5	0.4	0.06
401282	3	0.03	-20	-15	0.5	-3	-0.01	-0.05	-0.5	-0.2	-0.5	-50	-0.5	-3	-5	-0.1	-0.2	-0.5	-0.2	-0.05
401283	-1	0.41	-20	55	17.1	-3	-0.01	-0.05	-0.5	0.7	-0.5	62	4.6	13	7	2.2	0.8	-0.5	2.4	0.38
401284	-1	0.83	98	-15	11.9	-3	-0.03	-0.05	7.3	133	10.2	-50	789	1460	527	47.1	9.4	-0.5	5.8	0.85
401285	21	0.4	126	139	35.4	-3	-0.01	-0.05	-0.5	-0.2	-0.5	-50	6.6	15	-5	2.5	0.9	-0.5	3	0.5
401401	-1	0.08	137	-15	20.1	-5	-0.1	-0.05	-0.5	6.1	-3.1	3000	7.6	-10	-5	1.9	0.5	-0.5	-0.5	-0.09
401402	-1	0.19	-20	-15	3.3	-3	-0.01	-0.05	-0.5	0.5	-0.5	154	4.9	14	8	2.6	0.6	-0.5	3.3	0.57
401403	-1	1.12	-36	53	29.7	-3	-0.02	-0.05	-0.5	1.3	-0.5	419	9.8	23	12	3.6	1.2	-0.5	3.3	0.52

	g	ppm	ppm	%	ppm	ppm	%	%	%	%	ppm	%	ppm	ppm	%
	INNA	ICP	ICP	ICP	ICP	ICP	ICP	ICP	ICP	ICP	ICP	ICP	ICP	ICP	ICP
Sample No.	**Mass**	**Cd**	**Mn**	**Al**	**Be**	**Bi**	**Ca**	**K**	**Mg**	**P**	**Sr**	**Ti**	**V**	**Y**	**S**
401279	33.9	0.8	19	0.15	-1	139	-0.01	0.09	0.01	0.003	8	0.01	2	-1	0.253
401280	29.46	0.3	48	0.12	-1	25	0.01	0.07	0.01	0.003	3	-0.01	3	-1	0.046
401281	30.76	0.5	140	1.00	-1	3	0.28	0.03	0.24	0.010	24	0.15	25	4	0.060
401282	31.04	0.8	57	0.08	-1	33	0.02	0.01	0.02	0.003	5	0.01	6	-1	0.271
401283	27.72	-0.3	1316	3.53	-1	-2	7.82	1.41	1.61	0.018	148	0.36	131	16	1.202
401284	28.43	1.0	1899	2.73	1	-2	15.09	0.93	3.59	1.002	1109	0.14	239	70	1.978
401285	31.99	-0.3	200	6.92	2	4	0.31	3.74	0.34	0.050	99	0.96	325	23	11.080
401401	31.37	25.2	2616	2.65	-1	-2	0.20	0.50	0.98	0.019	12	0.28	158	20	1.512
401402	29.71	0.6	1119	1.37	-1	-2	0.52	0.06	0.32	0.019	12	0.08	9	25	0.136
401403	27.12	1.0	802	10.64	1	6	0.13	3.12	1.06	0.039	63	1.11	344	41	0.190

Sample No.	SiO2 % by XRF	Al2O3 % by XRF	Fe2O3 % by XRF	MnO % by XRF	MgO % by XRF	CaO % by XRF	Na2O % by XRF	K2O % by XRF	TiO2 % by XRF	P2O5 % by XRF	LOI % by XRF	TOTAL % by XRF	Y ppm by ICP-MS	Zr ppm by ICP-MS	Nb ppm by ICP-MS
401179	41.02	15.02	34.01	1.644	0.83	3.49	0.04	0.08	0.515	0.22	1.96	98.83	78	146	-2
401180	64.47	18.99	4.56	0.070	1.79	1.13	3.14	2.68	0.636	0.13	2.61	100.21	10	156	-2
401181	50.75	12.74	17.61	0.269	4.86	7.93	1.96	0.62	2.153	0.24	1.30	100.43	38	154	8
401182	47.22	12.75	16.57	0.296	3.90	8.06	3.20	0.20	1.784	0.17	6.32	100.47	35	121	3
401183	42.44	14.18	28.09	0.126	4.59	1.72	-0.01	-0.01	1.321	0.11	6.19	98.75	9	89	6
401184	48.12	12.02	27.39	0.109	3.44	0.55	0.31	0.04	1.198	0.09	5.88	99.15	19	68	-2
401185	54.25	19.16	10.73	0.206	3.46	0.64	4.65	1.24	1.022	0.09	4.02	99.47	21	63	-2
401186	63.56	4.21	27.04	0.666	1.76	1.96	0.18	0.13	0.155	0.10	0.60	100.36	18	88	4
401187	68.95	0.51	28.18	0.165	1.72	0.16	-0.01	-0.01	0.027	0.13	0.32	100.14	3	8	2
401188	49.25	12.95	13.20	0.145	4.52	5.91	3.74	0.34	1.737	0.18	7.07	99.05	34	132	6
401189	58.03	10.75	13.54	0.423	4.51	4.50	1.37	1.62	1.702	0.21	3.04	99.70	34	131	7
401191	55.12	9.62	20.67	0.397	2.37	2.70	0.46	0.74	0.488	0.09	5.59	98.25	21	166	-2
401192	69.03	16.11	3.82	0.023	1.25	1.21	2.58	1.90	0.355	0.08	3.20	99.56	10	135	3
401193	40.81	10.02	11.21	0.221	7.95	10.94	2.07	0.08	0.690	0.46	15.91	100.37	17	88	-2
401194	64.12	15.30	5.56	0.078	2.96	0.63	3.87	1.75	0.677	0.15	2.90	99.00	15	161	8
401195	65.82	15.60	7.28	0.009	1.22	0.29	2.74	3.08	0.564	0.07	3.77	100.44	3	146	-2
401196	67.07	12.33	11.32	0.009	0.73	0.06	0.80	2.74	0.465	0.14	4.59	100.25	5	126	2
401197	71.14	2.32	21.03	0.120	1.23	0.65	0.03	0.03	0.063	0.16	3.52	100.29	5	24	-2
401198	48.91	15.18	9.81	0.226	4.50	5.84	3.92	1.15	0.921	0.09	9.03	99.58	18	60	-2

Sample No.	MgO % by ICP	CaO % by ICP	Na2O % by ICP	K2O % by ICP	TiO2 % by ICP	P2O5 % by ICP	LOI % by ICP	TOTAL % by ICP	Ba ppm by ICP	Sr ppm by ICP	Y ppm by ICP	Sc ppm by ICP	Zr ppm by ICP	Be ppm by ICP	V ppm by ICP
401179	0.87	3.47	0.04	0.08	0.503	0.22	1.96	99.21	6	5	80	31	148	-1	63
401180	1.77	1.10	3.11	2.64	0.616	0.14	2.61	99.70	576	217	10	15	148	1	102
401181	4.80	7.73	1.95	0.64	2.100	0.25	1.30	100.14	126	130	38	43	148	1	345
401182	3.90	8.01	3.19	0.22	1.750	0.18	6.32	99.55	44	99	36	45	118	-1	375
401183	4.63	1.73	-0.01	-0.01	1.319	0.10	6.19	99.10	3	7	8	34	88	-1	277
401184	3.46	0.54	0.34	0.04	1.188	0.10	5.88	98.53	9	7	19	32	73	2	239
401185	3.48	0.63	4.62	1.25	0.987	0.10	4.02	98.88	395	125	22	36	63	-1	247
401186	1.76	1.98	0.17	0.09	0.156	0.11	0.60	100.43	27	3	16	5	83	-1	26
401187	1.71	0.16	0.04	-0.01	0.025	0.13	0.32	99.84	4	2	2	1	12	-1	6
401188	4.49	5.98	3.72	0.43	1.746	0.19	7.07	99.90	53	92	35	35	122	-1	306
401189	4.48	4.42	1.38	1.70	1.709	0.21	3.04	99.52	361	210	33	37	129	-1	260
401191	2.31	2.64	0.46	0.85	0.478	0.10	5.59	98.55	141	52	22	10	167	1	74
401192	1.23	1.18	2.59	2.01	0.351	0.09	3.20	100.27	352	317	8	7	131	-1	46
401193	7.97	11.15	2.14	0.08	0.708	0.44	15.91	100.40	6	506	15	24	86	-1	180
401194	2.91	0.64	3.86	1.72	0.682	0.15	2.90	99.93	500	198	14	15	150	-1	107
401195	1.19	0.28	2.72	3.10	0.541	0.08	3.77	100.03	706	87	2	13	142	-1	89
401196	0.73	0.06	0.86	2.85	0.451	0.14	4.59	100.41	559	107	6	13	123	-1	73
401197	1.21	0.64	0.03	0.03	0.058	0.16	3.52	100.24	4	3	5	2	27	-1	11
401198	4.45	5.84	3.88	1.09	0.922	0.09	9.03	99.13	163	98	17	42	62	-1	260

Sample No.	Northing	Easting	Location	Int	Description	SiO2 % by ICP	Al2O3 % by ICP	Fe2O3 % by ICP	MnO % by ICP
401179	7765042	435193	Klondyke		As 401178 but with large po-blasts of garnet or ancherite	41.90	14.80	33.73	1.641
401180	7765229	435651	Klondyke		Cherty looking slightly banded rhyolittic rock	64.49	18.75	4.41	0.069
401181	7764954	435231	Klondyke		Gabbro or diabase intrution near Dafjord fault. Disem. sulfides.	51.08	12.44	17.59	0.269
401182	7764993	435194	Klondyke		Sheared up gabbro intrusion	47.18	12.50	16.01	0.292
401183	7765043	435205	Klondyke		Footwall alteration zone. Chl.-anch. schist	42.85	14.24	27.94	0.128
401184	7765049	435205	Klondyke		Typical wall-rock alteration for shearzone related deposits	48.07	11.87	26.92	0.109
401185	7765052	435198	Klondyke		Close to the min. zone alteration. More anch. in chl. schist	54.49	18.67	10.43	0.206
401186	7764989	435105	Klondyke		Sheared volc. Strongly silicified some magnetite	63.47	4.24	27.19	0.673
401187	7765048	435171	Klondyke		Cont. of min. zone? Sheared, W side of diabase intrusion.	69.18	0.52	27.60	0.164
401188	7765102	435770	Klondyke		Maf. volc. schist with some anch. alteration	49.38	13.13	13.62	0.144
401189	7765109	435707	Klondyke		Diabase sill with hem. staining + some cp and qtz-veining	58.01	10.75	13.40	0.418
401191	7765239	435801	Klondyke		Chl/amph schist footwall alt.	55.78	9.60	20.35	0.392
401192	7765229	435664	Klondyke		Argillittic/graphitic rock	69.78	16.07	3.76	0.022
401193	7765226	435495	Klondyke		Qtz-ser schist (altered gabbro?) rusty zone	40.80	9.97	11.00	0.232
401194	7765226	435495	Klondyke		Qtz-ser (-chl) schist, none rusty zone (lower).	64.89	16.54	5.55	0.080
401195	7765430	435408	Klondyke		Sugar qtz-very rusty with cross-cutting sulf. veinlets.	65.78	15.52	7.05	0.009
401196	7765288	435287	Klondyke		Qtz-ser schist strongly weathered (rusty).	67.24	12.12	11.36	0.009
401197	7765217	435337	Klondyke		Float. Qtz-banded maf. Strong chl-garnet alt.Sulf+magnetite. Similar to main showing.	71.18	2.29	21.01	0.117
401198	7765211	435310	Klondyke		Composite.H.wall alt. chl-anch alt. Gabbro/mafic?	48.96	14.85	9.79	0.223

Appendix C

Stream Sediment Sample Results

Site #	Northing	Easting	Location	grains	Description
Pan 1	7761656	437951	Sordalshogda	40	Abundant VG, estimated 40 grains per pan.
Pan 2	7761545	438003	Sordalshogda	0	Black sand, no VG
Pan 3	7761618	438067	Sordalshogda	1	1 grain
Pan 4	7761516	438051	Sordalshogda	0	Abundant Mag, no VG
Pan 5	7761516	437996	Sordalshogda	1	1 fine grained VG
Pan 6	7761674	437923	Sordalshogda	1	No black sand, 10m down slope, 2 VG.
Pan 7	7761702	437858	Sordalshogda	0	No VG, very little black sand.
Pan 8	7761727	437879	Sordalshogda	1	1 Vg, no black sand, very small
Pan 9	7761796	437810	Sordalshogda	0	Some black sand.
Pan 10	7762008	437773	Sordalshogda	0	Abundant Mag, no VG
Pan 11	7764874	439733	Hogda	6	6 micro-gold grains in 3 pans.Abundant Mag and Py.
Pan 1	7765021	435417	Klondyke	40+	40+ grains in unseived pan
Pan 2	7765025	435395	Klondyke	107	
Pan 3	7765050	435382	Klondyke	2+	
Pan4	7765071	435380	Klondyke	37	
Pan 5	7765090	435370	Klondyke	1+	
Pan 6	7765123	435359	Klondyke	0	
Pan 7	7765143	435352	Klondyke	1	
Pan 8	7765183	435313	Klondyke	2	
Pan 9	7764995	435277	Klondyke	1	
Pan 10	7765015	435293	Klondyke	5+	
	7765256	422051	Nordkjostvatnan	1	
	7765134	421752	Nordkjostvatnan	1	
	7764964	421717	Nordkjostvatnan	1	
	7765029	421647	Nordkjostvatnan	1	
	7764935	421575	Nordkjostvatnan	1	
	7765051	421581	Nordkjostvatnan	2	
	7765012	421476	Nordkjostvatnan	4	
	7764658	421763	Nordkjostvatnan	1	still attached to quartz grain
	7764671	421094	Nordkjostvatnan	1	large grain, plate shaped, dull brown colour
	7764614	421083	Nordkjostvatnan	5	
	7764609	420948	Nordkjostvatnan	1	
	7764326	422461	Nordkjostvatnan	2	
	7764354	422516	Nordkjostvatnan	2	
	7759910	427961	Karvikdalen	4	
	7758739	431866	SE Skogs' vn	0	1 native copper grain
	7766432	433077	Leirbugdalen	1	
	7765651	433233	Leirbugdalen	1	
	7765595	433097	Leirbugdalen	0	
	7765378	432335	Leirbugdalen	1	
	7764831	437724	Dafjord	2	
	7764616	437279	Dafjord	0	
	7764513	437178	Dafjord	0	
	7764344	437145	Dafjord	0	

Sample No	Northing	Easting	Location	Description	AU	AS	Ag	Cu	Pb	Zn	Mo	Ni	CO	CR
					PPB	PPM	ppm	ppm	ppm	ppm	ppm	ppm	PPM	PPM
					INNA	INNA	ICP	ICP	ICP	ICP	ICP	ICP	INNA	INNA
328115	7761988	427117	Langryggen	Medium sized fast flowing creek, very little sediment.	40	2.7	-0.3	36	5	154	4	85	43	138
328116	7761897	427076	Langryggen	Large fast flowing creek.Evidence of spring flood material	117	3.3	-0.3	538	13	113	4	97	58	148
328117	7761860	427062	Langryggen	Large fast flowing creek.Evidence of spring flood material	46	3.6	-0.3	120	23	76	4	92	36	137
328118	7770501	427599	Leirbogdalen	Small creek, moderate flow; nearby boulders of sil' PPy bearing volc.	25	20.5	-0.3	53	12	113	3	152	42	367
328119	7770544	427499	Leirbogdalen	Large fast flowing creek.	17	6.8	-0.3	49	3	124	-1	95	40	214
328120	7762587	440298	Blafjell	Medium sized fast flowing creek. Host rocks = Ank-Ser schists.	9	46.4	-0.3	86	-3	156	2	65	59	91
328121	7762914	440188	Blafjell	Medium sized fast flowing creek. Host rocks = Ank-Ser schists.	6	126	-0.3	56	9	82	1	80	28	150
328122	7764876	439727	Hogda	Medium sized fast flowing creek along Po-Cpy bearing shear zone.	37	5.9	-0.3	85	6	107	2	105	52	220
328133	7763973	440241	Hogda	Small greek, medium flow, abundant fine sediment.	70	203	-0.3	87	-3	143	2	114	43	200
328134	7764910	440678	Hogda	Medium sized creek, fast flowing.	47	7.6	-0.3	53	-3	94	2	74	29	150
328135	7764796	440152	Hogda	Small creek, moderate flow, little - mod sediment < 2mm	264	6.4	-0.3	55	-3	101	4	124	45	200
328136	7764499	439766	Hogda	Small creek, slow to moderate flow.	59	15.2	-0.3	67	12	116	3	77	40	150
328137	7764059	439647	Hogda	Small fast flowing stream, abundant ser alt'd rock.	272	84.7	-0.3	71	-3	109	1	82	39	140
328138	7764808	437505	Dafjord	Soil sample treated as stream sed.	11	21.6	-0.3	33	-3	54	1	43	23	120
328139	7769121	427358	Leirbogdalen	Large fast flowinf stream, some sediment at low velocity zones.	7	25	-0.3	69	9	131	3	78	38	120
328140	7762619	440550	Blafjell	Medium size, fast flowing stream, abundant Ank-Ser schist.	12	40.5	-0.3	107	-3	132	-1	48	67	72
328142	7757071	441330	Gamnes	Mediumsize, fast flowing stream, abundant foreign boulders,	-2	25.2	-0.3	77	5	131	-1	83	43	151
328143	7765780	432685	Leirbogvatnan	Medium size creek, moderate sediment, abundan sulphidic boulders in stream.	17	128	-0.3	128	12	270	2	81	63	92

Sample No	SB	W	Au	Pt	Pd	AG	BA	BR	CA	CS	FE	HF	HG	IR	MO	NA	NI	RB	SC	SE	SN	SR	TA	TH
	PPM	PPM	g/t	ppb	ppb	PPM	PPM	PPM	%	PPM	%	PPM	PPM	PPB	PPM	%	PPM	PPM	PPM	PPM	%	%	PPM	PPM
	INNA	INNA	FA	FA	FA	INNA	INNA	INNA	INNA	INNA	INNA	INNA	INNA	INNA	INNA	INNA	INNA	INNA	INNA	INNA	INNA	INNA	INNA	INNA
328115	-0.1	3				-5	170	31.4	6	2	8.84	4	-1	-5	-1	1.89	83	-15	33.2	-3	-0.01	-0.05	-0.5	0.9
328116	-0.1	-1				-5	170	38.5	6	-1	11.1	3	-1	-5	3	1.45	83	-15	30.2	-3	-0.01	-0.05	-0.5	1
328117	0.3	8				-5	94	47.7	5	1	5.79	3	-1	-5	3	1.62	97	-15	18.4	-3	-0.01	-0.05	1	1.1
328118	0.5	-1				-5	130	37	4	-1	9.17	2	-1	-5	-1	1.67	152	-15	36.7	-3	-0.01	-0.05	0.8	1.1
328119	0.3	4				-5	200	18.9	4	2	9.11	4	-1	-5	-1	2.11	103	20	33.4	-3	-0.01	-0.05	-0.5	1.7
328120	6.2	-1				-5	150	15.7	-1	1	9.65	2	-1	-5	-1	1.55	75	-15	37.6	-3	-0.01	-0.05	-0.5	0.7
328121	5.7	-1				-5	260	15	-1	-1	4.89	4	-1	-5	-1	1.69	80	40	14.8	-3	-0.02	-0.05	-0.5	3.5
328122	1.2	-1				-5	240	32.3	6	-1	9.98	3	-1	-5	-1	1.81	101	23	45.1	-3	-0.01	0.09	-0.5	0.6
328133	5.8	3				-5	430	65.9	-1	-1	7.88	3	-1	-5	-1	1.47	122	37	35.5	-3	-0.02	-0.05	-0.5	0.6
328134	1.6	-1				-5	130	91.7	5	-1	7.62	3	-1	-5	-1	1.6	81	-15	37.9	-3	-0.01	-0.05	-0.5	0.5
328135	1	-1				-5	120	33.2	6	-1	8.77	3	-1	-5	-1	1.66	170	-15	44.5	-3	-0.01	-0.05	-0.5	1.1
328136	2.5	-1				-5	290	47	2	2	7.82	3	-1	-5	-1	2.01	71	-15	30	-3	-0.01	0.05	0.7	1.7
328137	3.6	-1				-5	310	97	2	2	9.8	4	-1	-5	-1	1.83	90	-15	27.8	-3	-0.02	-0.05	-0.5	2.2
328138	1.5	-1				-5	100	48.1	3	-1	9.02	4	-1	-5	-1	1.48	50	-15	34	-3	-0.01	-0.05	1.3	1
328139	0.7	-1				-5	190	18	4	1	9.78	5	-1	-5	-1	1.81	80	-15	33.6	-3	-0.01	-0.05	-0.5	1.9
328140	5.1	-1				-5	150	13.9	-1	-1	8.94	2	-1	-5	-1	1.59	-37	-15	34.4	-3	-0.01	-0.05	1	0.8
328142	0.5	-1				-5	260	35	3	2	11.4	7	-1	-5	-1	1.98	84	-15	34.9	-3	-0.02	-0.05	1.5	1.8
328143	1.5	-1				-5	380	75.8	4	2	10.5	3	-1	-5	-1	1.54	80	-15	29.8	-3	-0.01	-0.05	-0.5	2

Sample No	U	ZN	LA	CE	ND	SM	EU	TB	YB	LU	Mass	Cd	Mn	Al	Be	Bi	Ca	K	Mg	P	Sr	Ti	V	Y	S
	PPM	PPM	PPM	PPM	PPM	PPM	PPM	PPM	PPM	PPM	g	ppm	ppm	%	ppm	ppm	%	%	%	%	ppm	%	ppm	ppm	%
	INNA	INNA	INNA	INNA	INNA	INNA	INNA	INNA	INNA	INNA	INNA	ICP	ICP	ICP	ICP	ICP	ICP	ICP	ICP	ICP	ICP	ICP	ICP	ICP	ICP
328115	0.9	184	14.5	28	17	4.8	1.4	1.1	3.7	0.58	33.74	0.5	1489	6.14	1	-2	5.34	0.38	2.88	0.048	168	0.96	206	31	0.011
328116	1	156	14.1	26	14	4	1.3	-0.5	2.7	0.43	31.12	-0.3	1603	6.17	1	-2	5.61	0.36	2.59	0.114	141	1.41	301	23	0.127
328117	1.5	86	17	28	8	3	0.9	-0.5	1.1	0.17	35.45	-0.3	920	6.06	-1	-2	5.77	0.36	2.40	0.038	207	0.77	293	9	0.039
328118	-0.5	182	13.4	26	10	3.6	1	0.6	2.8	0.45	34.97	0.5	1655	6.03	1	-2	4.78	0.30	3.58	0.042	162	0.92	266	26	0.030
328119	1.2	167	22.6	39	20	4.6	1.3	0.5	2.8	0.44	34.66	0.4	1528	6.68	1	-2	5.25	0.39	3.58	0.067	205	0.99	251	26	0.017
328120	-0.5	203	9.5	20	10	3.5	1	-0.5	2.6	0.41	27.94	0.9	1755	5.53	-1	-2	0.59	0.31	1.77	0.042	58	0.75	210	18	0.100
328121	1.2	125	30.8	50	19	4.8	1.5	-0.5	1.8	0.27	29.7	0.3	801	5.78	-1	-2	0.71	1.12	0.98	0.060	158	0.56	117	14	0.028
328122	-0.5	131	11.1	24	11	4.2	1.5	-0.5	3.5	0.54	33.53	-0.3	1475	6.54	-1	-2	6.54	0.30	3.25	0.058	313	0.80	313	26	0.093
328133	-0.5	167	5.9	15	9	2.6	0.9	-0.5	2.4	0.38	24.34	-0.3	1424	5.71	-1	-2	0.55	1.26	1.64	0.055	53	1.10	307	13	0.035
328134	-0.5	103	12.9	24	11	4	1.4	-0.5	2.8	0.44	30.38	0.7	1487	6.56	-1	-2	4.89	0.32	2.99	0.039	192	1.07	261	28	0.020
328135	-0.5	116	12.5	26	15	4	1.1	0.5	2.7	0.44	34.88	0.3	1608	6.42	-1	-2	6.57	0.29	3.40	0.070	269	0.73	319	25	0.045
328136	-0.5	158	18.1	35	19	4.9	1.6	0.9	3	0.5	25.76	-0.3	1407	5.91	-1	-2	2.22	0.48	2.24	0.052	217	0.88	234	25	0.024
328137	1.2	135	23.9	47	23	5.6	1.6	0.8	2.9	0.51	24.11	0.3	1182	5.46	-1	-2	1.77	0.67	1.62	0.062	213	0.66	182	24	0.064
328138	1.1	95	12.3	25	14	4.2	1.4	0.9	3	0.48	30.28	0.3	1264	4.87	-1	-2	3.03	0.19	1.49	0.013	156	1.36	168	28	0.006
328139	-0.5	179	18.8	37	18	5.1	1.5	-0.5	3.8	0.58	35.45	0.9	1424	5.81	1	-2	3.62	0.34	2.55	0.067	158	1.32	288	30	0.043
328140	-0.5	174	9	21	9	3.4	1	0.8	2.5	0.38	31.28	0.7	1493	4.78	-1	-2	0.40	0.28	1.35	0.041	52	1.05	244	16	0.147
328142	-0.5	195	21.9	46	20	7.3	2.1	1.1	4.9	0.75	25.84	-0.3	1227	5.63	1	-2	2.14	0.36	2.45	0.127	120	0.35	178	43	0.035
328143	1.2	356	21.6	44	17	4.1	1.2	0.7	2.4	0.38	27.22	1.1	1426	5.51	1	-2	2.77	0.41	2.31	0.056	128	0.97	231	23	0.048

Sample No	Northing	Easting	Location	Description	AU	AS	Ag	Cu	Pb	Zn	Mo	Ni	CO	CR
					PPB	PPM	ppm	ppm	ppm	ppm	ppm	ppm	PPM	PPM
					INNA	INNA	ICP	ICP	ICP	ICP	ICP	ICP	INNA	INNA
328144	7765624	432851	Leirbogvatnan	Medium size creek, moderate sediment, abundan sulphidic boulders in stream.	-2	171	-0.3	125	-3	259	2	93	66	94
328145	7765465	432365	Leirbogvatnan	Medium size creek, moderate sediment, abundan sulphidic boulders in stream.	16	38	-0.3	58	10	146	3	123	46	264
328146	7764266	421073	Nordkjosvatnan	Medium sized creek, fast flowing, abundant sediment.	117	4.1	-0.3	39	-3	137	3	54	39	118
328147	7765023	421315	Nordkjosvatnan	Medium sized creek, fast flowing, moderate sediment.	18	9.2	-0.3	92	3	150	4	75	50	132
328148	7764478	421471	Nordkjosvatnan	Small creek, fast flowing, local deposits of fine grained material (soil?)	655	4.3	-0.3	31	6	164	3	37	37	87
328149	7765244	434726	Dafjord Fault	Small creek, slow flowing, sample taken at lake edge.	8	105	-0.3	122	6	281	2	140	117	104
328150	7765167	434005	Dafjord Fault	Medium sized creek, fast flowing, moderate sediment.	-2	94.1	-0.3	122	15	198	3	206	68	277
328187	7765626	442679	Gunnfjorden	Small creek, organic rich.	12	11.2	-0.3	77	22	110	3	77	34	190
328188	7765626	442679	Gunnfjorden		8	7.6	-0.3	79	6	127	3	104	52	120
328189	7765757	443837	Gunnfjorden	Medium sized fast flowing creek.	-2	44.3	-0.3	103	-3	99	2	171	60	220
328195	7765112	435689	Klondyke	Small creek, slow-moderate flowing; v. liitle sediment < 2mm.	114	131	-0.3	67	7	184	3	126	47	130
328196	7765352	436370	Klondyke	Medium sized fast flowing creek, host rocks = chl schist.	29	7.1	-0.3	69	3	175	2	61	40	97
328197	7765173	437234	Klondyke	Medium sized fast flowing creek, host rocks = chl schist.	-2	4.5	-0.3	154	4	126	2	51	38	92
328198	7763716	426816	Langryggen	Medium sized creek, slow flowing.	16	2.2	-0.3	31	-3	134	3	81	41	140
328199	7763847	426825	Langryggen	Small creek, slow-moderate flowing;	-2	4	-0.3	23	-3	116	2	56	33	110
328200	7763305	426797	Langryggen	Medium sized fast flowing creek.	146	1.4	-0.3	74	9	115	3	115	40	200
400322	7761773	428617	Skogsfjordvatnet	Small creek, little sed < 2mm	-2	1.7	-0.3	24	4	117	3	60	34	120
400323	7759007	431623	Skogsfjordvatnet	Large creek, fast flowing, little sed < 2mm	-2	5.5	-0.3	86	6	87	1	193	41	620
400324	7760645	431176	Skogsfjordvatnet	Medium size creek, slow-mod flow, abundant sed.	-2	3.8	-0.3	41	5	125	3	77	36	190
400325	7760138	428410	Skogsfjordvatnet	Small creek, slow-mod flow, mod sed.	38	5.2	-0.3	72	9	125	4	135	40	359
400326	7759923	428625	Skogsfjordvatnet	Large, fast flowing creek, mos sed.	-2	5.1	-0.3	56	16	249	2	82	40	319

Sample No	SB	W	Au	Pt	Pd	AG	BA	BR	CA	CS	FE	HF	HG	IR	MO	NA	NI	RB	SC	SE	SN	SR	TA	TH
	PPM	PPM	g/t	ppb	ppb	PPM	PPM	PPM	%	PPM	%	PPM	PPM	PPB	PPM	%	PPM	PPM	PPM	PPM	%	%	PPM	PPM
	INNA	INNA	FA	FA	FA	INNA	INNA	INNA	INNA	INNA	INNA	INNA	INNA	INNA	INNA	INNA	INNA	INNA	INNA	INNA	INNA	INNA	INNA	INNA
328144	1.6	-1				-5	180	51.8	2	1	10.3	3	-1	-5	-1	1.76	100	-15	29.5	-3	-0.01	-0.05	-0.5	2
328145	0.9	-1				-5	270	37.8	2	-1	8.5	4	-1	-5	-1	2.09	131	38	23.2	-3	-0.01	-0.05	-0.5	2.4
328146	0.2	5				-5	220	20.6	5	2	10.2	4	-1	-5	-1	1.83	65	-15	39.4	-3	-0.01	-0.05	1.4	0.2
328147	0.2	3				-5	170	18.4	5	3	10.6	3	-1	-5	-1	1.7	77	-15	41.5	-3	-0.01	-0.05	1.4	1
328148	0.4	9				-5	200	24.7	6	2	9.89	3	-1	-5	-1	1.96	-36	-15	40.4	-3	-0.01	-0.05	0.8	-0.2
328149	1.5	-1				-5	150	53.4	3	-1	8.01	3	-1	-5	6	1.7	137	-15	31.7	-3	-0.02	-0.05	-0.5	0.2
328150	0.9	-1				-5	220	46.1	3	3	11.7	3	-1	-5	-1	1.64	200	-15	36.9	-3	-0.01	-0.05	1.2	2
328187	0.4	-1				-5	100	35.9	4	3	9.38	3	-1	-5	-1	2.14	89	23	52.1	-3	-0.02	-0.05	-0.5	0.8
328188	1	-1				-5	240	17.9	3	2	12	4	-1	-5	-1	1.67	101	-15	33.5	-3	-0.01	-0.05	-0.5	1.6
328189	8.2	-1				-5	200	25.1	2	2	8.75	3	-1	-5	-1	1.66	211	-15	31.5	-3	-0.01	-0.05	-0.5	0.9
328195	1.4	-1				-5	240	39.4	-1	1	7.33	2	-1	-5	4	0.99	130	38	27.5	-3	-0.01	-0.05	-0.5	0.9
328196	1.3	-1				-5	240	14.7	1	2	11.1	4	-1	-5	-1	2.11	65	-15	46.9	3	-0.02	-0.05	1	1.2
328197	0.8	-1				-5	350	21.1	3	5	11.4	4	-1	-5	-1	1.87	53	36	43	-3	-0.02	-0.05	-0.5	0.9
328198	0.2	-1				-5	-50	26.2	6	-1	10.1	4	-1	-5	-1	1.79	70	-15	36.7	-3	-0.01	-0.05	-0.5	0.8
328199	0.3	-1				-5	160	29.7	5	-1	9.43	6	-1	-5	-1	1.67	60	20	34.5	-3	-0.01	-0.05	1.2	0.8
328200	0.3	-1				-5	200	52.1	5	2	8.18	4	-1	-5	-1	2.05	121	-15	29.8	-3	-0.01	-0.05	1.2	1.2
400322	0.3	-1				-5	110	35.2	5	-1	9.29	5	-1	-5	-1	1.72	61	-15	37.4	-3	-0.01	-0.05	0.9	0.8
400323	0.4	-1				-5	170	40.1	3	2	6.66	4	-1	-5	-1	1.8	189	-15	21	-3	-0.01	-0.05	-0.5	1.8
400324	-0.1	-1				-5	250	18.3	5	-1	9.3	4	-1	-5	-1	1.79	72	-15	38.4	-3	-0.02	-0.05	-0.5	1.1
400325	-0.1	-1				-5	150	29.4	6	-1	9.2	4	-1	-5	-1	1.55	-44	-15	30.7	-3	-0.02	-0.05	2	1
400326	0.3	-1				-5	200	20.2	5	-1	8.5	4	-1	-5	-1	1.53	-43	46	25.4	-3	-0.02	-0.05	-0.5	2.6

Sample No	U	ZN	LA	CE	ND	SM	EU	TB	YB	LU	Mass	Cd	Mn	Al	Be	Bi	Ca	K	Mg	P	Sr	Ti	V	Y	S
	PPM	PPM	PPM	PPM	PPM	PPM	PPM	PPM	PPM	PPM	g	ppm	ppm	%	ppm	ppm	%	%	%	%	ppm	%	ppm	ppm	%
	INNA	INNA	INNA	INNA	INNA	INNA	INNA	INNA	INNA	INNA	INNA	ICP	ICP	ICP	ICP	ICP	ICP	ICP	ICP	ICP	ICP	ICP	ICP	ICP	ICP
328144	0.7	307	20.2	41	9	4.2	1.1	1	2.2	0.38	29.26	0.9	1287	6.23	1	-2	2.80	0.45	2.43	0.043	146	0.96	227	23	0.087
328145	1	191	20.5	37	9	4.1	1	-0.5	2	0.36	28.05	0.3	1526	5.71	1	-2	2.51	0.55	2.62	0.061	197	0.73	155	19	0.034
328146	-0.5	203	10	22	10	3.8	1.1	0.8	3.7	0.6	34.41	1.1	1973	6.34	1	-2	5.90	0.38	2.83	0.042	160	0.81	218	33	0.004
328147	1.8	198	12.1	25	13	3.9	1.2	1	3.8	0.51	37.61	0.8	1511	6.58	1	-2	5.54	0.41	2.91	0.063	140	1.12	312	33	0.006
328148	-0.5	282	7.9	17	12	3.7	1.2	0.9	3.6	0.6	34.14	0.8	1609	6.72	1	-2	6.08	0.44	2.93	0.041	205	0.87	252	33	0.006
328149	-0.5	385	52.2	104	43	10.2	2.6	0.9	4.2	0.62	26.06	0.7	1287	6.59	1	-2	2.50	0.45	2.16	0.054	123	0.76	196	42	0.033
328150	1.1	240	20.7	39	13	4.3	1.1	-0.5	2	0.33	27.32	0.7	1301	5.34	2	-2	3.23	0.36	4.51	0.078	103	1.19	267	21	0.025
328187	-0.5	120	9.1	22	11	4.9	1.7	1.1	3.9	0.58	19.17	0.6	1021	6.77	-1	-2	3.88	0.28	2.92	0.036	152	0.81	312	30	0.025
328188	-0.5	157	13.3	30	15	5.1	1.8	0.8	3.3	0.47	26.49	0.8	1591	6.14	1	-2	2.75	0.35	3.14	0.071	150	1.30	340	29	0.065
328189	-0.5	154	10.8	23	12	3.8	1.2	0.8	3.1	0.47	26.87	0.4	1449	5.09	-1	-2	1.46	0.33	2.97	0.046	66	1.10	244	19	0.049
328195	-0.5	214	15.1	26	15	4	1.2	-0.5	3	0.51	27.67	1.7	1799	5.60	1	-2	0.93	1.31	1.50	0.035	73	0.73	201	22	0.017
328196	-0.5	258	12.3	30	13	5.9	1.8	1.5	4.8	0.77	23.33	1.1	1620	6.14	-1	-2	1.49	0.25	2.71	0.052	81	1.32	277	41	0.040
328197	-0.5	178	12.3	28	14	5.8	1.8	1.3	5.3	0.77	25.08	1.0	1532	6.09	1	-2	1.95	0.59	2.55	0.070	102	1.16	343	44	0.154
328198	-0.5	176	11.1	23	9	4.1	1.5	1	4	0.61	36.28	0.5	1262	7.07	1	-2	5.47	0.39	3.51	0.058	166	1.06	222	34	0.011
328199	-0.5	147	10.5	23	9	4.1	1.4	1	5.6	0.91	34.05	0.9	1351	6.37	1	-2	4.85	0.37	2.59	0.038	136	1.28	237	39	0.016
328200	-0.5	157	14.5	30	13	4.3	1.3	0.6	3.1	0.5	30.72	0.5	1390	7.50	1	-2	5.47	0.46	3.17	0.059	211	0.97	252	26	0.020
400322	-0.5	187	10.3	25	15	4.8	1.6	1.1	6	0.92	32.15	1.0	1222	5.89	1	-2	3.96	0.25	2.47	0.052	109	1.05	218	36	0.022
400323	1.3	127	17	31	16	3.3	1.1	-0.5	1.7	0.28	30.79	-0.3	781	5.73	-1	-2	2.63	0.44	3.10	0.039	170	0.72	174	12	0.043
400324	0.8	187	14.9	31	14	4.6	1.5	0.9	3.8	0.56	32.89	0.4	1451	5.52	-1	-2	3.44	0.28	2.60	0.042	147	0.95	236	28	0.007
400325	-0.5	100	16.5	34	18	5.4	1.4	-0.5	4.1	0.53	8.732	-0.3	1575	5.89	1	-2	4.76	0.34	2.97	0.058	166	1.06	209	32	0.012
400326	-0.5	272	18.2	36	12	5.9	1.6	0.6	4	0.58	8.259	-0.3	1243	6.83	1	-2	4.16	0.62	2.47	0.100	168	0.88	148	34	0.253

Sample No	Northing	Easting	Location	Description	AU	AS	Ag	Cu	Pb	Zn	Mo	Ni	CO	CR
					PPB	PPM	ppm	ppm	ppm	ppm	ppm	ppm	PPM	PPM
					INNA	INNA	ICP	ICP	ICP	ICP	ICP	ICP	INNA	INNA
400327	7758971	426493	Skogsfjordvatnet	Large fast flowing stream.	51	3.5	-0.3	27	25	260	2	89	24	480
400328	7763284	431641	Skogsfjordvatnet		-2	5.7	-0.3	81	8	164	3	96	52	170
400329	7763702	431392	Skogsfjordvatnet		-2	5.8	-0.3	50	-3	124	1	101	51	210
400330	7763796	431411	Skogsfjordvatnet		-2	5	-0.3	69	11	94	1	111	45	250
400331	7764924	431109	Skogsfjordvatnet		-2	4.9	-0.3	56	9	92	4	96	42	190
400332	7764618	429628	Skogsfjordvatnet		321	20.4	-0.3	62	-3	124	-1	71	42	190
400333	7763914	430037	Skogsfjordvatnet		-2	8.9	-0.3	73	-3	110	2	103	44	244
400334	7765269	428922	Skogsfjordvatnet		-2	32.3	-0.3	54	4	131	1	56	38	112
400335	7766063	428759	Skogsfjordvatnet		26	42.7	-0.3	150	6	211	-1	156	64	249
400336	7766708	428440	Skogsfjordvatnet		-2	10.7	-0.3	68	4	142	5	62	44	100
400337	7759408	438258	Sordalen		-2	15.4	-0.3	64	14	122	4	86	34	145
400338	7759532	438195	Sordalen		-2	15.6	-0.3	110	-3	139	-1	104	56	208
400339	7759675	438255	Sordalen		-2	18	-0.3	84	8	116	2	76	40	159
400340	7760238	439002	Sordalen		12	19.7	-0.3	62	6	113	1	77	50	165
400341	7760145	439268	Sordalen		-2	21.2	-0.3	68	10	118	-1	76	54	147
400342	7761909	437479	Sordalen		-2	7.8	-0.3	75	9	152	3	70	39	134
400343	7758250	434774	Sordalen		-2	8.1	-0.3	102	5	100	5	80	43	191
400344	7758938	435179	Sordalen		-2	10.5	-0.3	94	-3	123	-1	170	47	467
400345	7760355	435866	Sordalen		-2	11.2	-0.3	46	-3	128	1	64	32	104

Sample No	SB	W	Au	Pt	Pd	AG	BA	BR	CA	CS	FE	HF	HG	IR	MO	NA	NI	RB	SC	SE	SN	SR	TA	TH
	PPM	PPM	g/t	ppb	ppb	PPM	PPM	PPM	%	PPM	%	PPM	PPM	PPB	PPM	%	PPM	PPM	PPM	PPM	%	%	PPM	PPM
	INNA	INNA	FA	FA	FA	INNA	INNA	INNA	INNA	INNA	INNA	INNA	INNA	INNA	INNA	INNA	INNA	INNA	INNA	INNA	INNA	INNA	INNA	INNA
400327	0.2	-1				-5	270	17.5	3	2	4.22	5	-1	-5	-1	1.68	130	55	18.3	-3	-0.01	-0.05	-0.5	2.2
400328	0.4	-1				-5	180	15.6	4	2	12	4	-1	-5	-1	1.76	84	21	41.6	-3	-0.02	-0.05	-0.5	1.3
400329	0.4	-1				-5	140	21.4	4	-1	12.9	4	-1	-5	-1	1.87	110	-15	41.2	-3	-0.02	-0.05	-0.5	1.2
400330	0.5	-1				-5	85	8.6	5	2	9.95	3	-1	-5	-1	1.73	110	-15	43.4	-3	-0.01	-0.05	-0.5	0.9
400331	0.6	-1				-5	190	9.1	6	1	10.5	3	-1	-5	-1	1.93	102	-15	40.5	-3	-0.01	-0.05	-0.5	0.8
400332	0.5	-1				-5	90	11.5	3	-1	12.1	5	-1	-5	-1	1.9	74	-15	43	-3	-0.02	-0.05	1.4	1.2
400333	0.4	-1				-5	100	8.7	3	2	10.4	3	-1	-5	-1	1.93	158	-15	46.9	-3	-0.01	-0.05	1.3	0.8
400334	0.3	-1				-5	100	12.6	3	-1	11.2	4	-1	-5	-1	1.89	61	-15	46.2	-3	-0.01	-0.05	-0.5	1.2
400335	0.5	-1				-5	130	41.6	3	-1	11.3	3	-1	-5	-1	1.74	132	-15	40.1	-3	-0.01	-0.05	1.1	1.5
400336	0.3	-1				-5	100	14.4	4	2	9.89	2	-1	-5	-1	1.9	65	-15	35.8	-3	-0.01	-0.05	1.1	2
400337	0.4	-1				-5	100	24.7	4	-1	9.78	6	-1	-5	-1	1.48	84	-15	33.5	-3	-0.02	-0.05	1	1.7
400338	0.7	-1				-5	120	37.8	4	-1	12.6	3	-1	-5	-1	1.6	130	-15	49.9	-3	-0.02	-0.05	0.7	1.8
400339	0.5	-1				-5	180	34	3	-1	11.2	6	-1	-5	-1	1.51	81	-15	39.1	-3	-0.01	-0.05	0.8	1.6
400340	0.6	-1				-5	100	27	4	-1	11.3	5	-1	-5	-1	1.62	83	-15	43.4	-3	-0.01	-0.05	-0.5	1.6
400341	0.7	-1				-5	190	20.8	4	1	10.6	4	-1	-5	-1	1.58	100	-15	41.1	-3	-0.01	-0.05	-0.5	1.6
400342	0.7	-1				-5	170	31.6	2	2	9.92	3	-1	-5	-1	1.86	74	-15	35.5	-3	-0.01	-0.05	-0.5	2.8
400343	0.3	3				-5	120	93.9	5	2	11.2	2	-1	-5	-1	1.5	84	-15	35.9	-3	-0.01	-0.05	1.2	1.6
400344	0.3	-1				-5	190	25.3	5	-1	11.8	3	-1	-5	-1	1.35	180	-15	37.4	-3	-0.01	-0.05	1.2	1.8
400345	0.3	3				-5	150	68.6	4	2	9.96	5	-1	-5	2	1.81	65	-15	36.4	-3	-0.01	-0.05	1	1.2

Sample No	U	ZN	LA	CE	ND	SM	EU	TB	YB	LU	Mass	Cd	Mn	Al	Be	Bi	Ca	K	Mg	P	Sr	Ti	V	Y	S
	PPM	PPM	PPM	PPM	PPM	PPM	PPM	PPM	PPM	PPM	g	ppm	ppm	%	ppm	ppm	%	%	%	%	ppm	%	ppm	ppm	%
	INNA	INNA	INNA	INNA	INNA	INNA	INNA	INNA	INNA	INNA	INNA	ICP	ICP	ICP	ICP	ICP	ICP	ICP	ICP	ICP	ICP	ICP	ICP	ICP	ICP
400327	1.9	326	17.6	33	17	3.3	1.1	-0.5	1.9	0.29	26.33	-0.3	862	5.99	1	-2	3.07	1.05	2.18	0.044	167	0.42	119	15	0.027
400328	0.9	232	14.4	31	21	5	1.8	1.2	4.4	0.68	29.68	0.8	1971	5.88	1	-2	3.12	0.23	2.71	0.054	144	1.28	340	32	0.049
400329	-0.5	148	13.3	29	17	5	1.7	1	4.3	0.67	30.99	0.8	1674	5.77	1	-2	3.13	0.23	2.85	0.064	134	1.33	341	32	0.044
400330	-0.5	123	9	20	13	3.8	1.4	0.6	3.4	0.51	32.3	0.6	1214	6.20	-1	-2	3.80	0.16	3.09	0.047	123	1.11	295	27	0.027
400331	-0.5	131	8.3	20	13	3.7	1.3	1	3.5	0.49	33.68	0.4	1351	6.06	-1	-2	5.09	0.22	3.29	0.049	142	1.05	298	27	0.096
400332	-0.5	173	16.6	37	24	6	2	1.1	4.6	0.71	29.72	-0.3	1241	5.44	1	-2	2.25	0.15	2.67	0.084	91	1.60	292	36	0.014
400333	-0.5	185	10.4	23	-5	4	1.4	-0.5	2.5	0.36	28.16	0.5	1527	6.53	-1	-2	3.17	0.13	3.19	0.059	138	1.17	224	27	0.004
400334	-0.5	198	14.9	35	18	6.1	1.7	0.9	4.8	0.71	31.51	0.8	1751	5.51	1	-2	2.85	0.21	2.60	0.058	120	1.41	246	47	0.008
400335	-0.5	247	15	34	10	4.8	1.3	0.7	3.5	0.56	32.94	0.9	1328	5.60	1	-2	1.99	0.30	2.52	0.045	114	1.03	303	32	0.060
400336	-0.5	176	15.2	32	14	4	1.3	-0.5	2.7	0.44	33.07	0.9	1281	6.21	1	-2	4.49	0.28	2.71	0.063	189	1.26	297	27	0.014
400337	-0.5	174	17.6	41	19	7.3	1.9	-0.5	7	1.06	33.16	0.8	1591	5.59	1	-2	3.22	0.22	3.25	0.090	109	1.61	230	39	0.029
400338	1.4	209	16	39	11	5.6	2	-0.5	3.7	0.55	23.39	-0.3	1602	5.63	1	-2	3.15	0.24	3.06	0.071	136	1.44	310	33	0.027
400339	-0.5	149	20.4	48	20	8.4	2.1	1.4	8.5	1.25	29.76	0.9	1612	5.46	1	-2	3.22	0.22	2.82	0.105	116	1.56	220	42	0.023
400340	-0.5	150	18.3	40	20	6.9	2	1.4	5.4	0.81	24.04	0.8	1493	5.47	-1	-2	3.17	0.21	2.58	0.067	148	1.05	195	38	0.048
400341	1	176	17.5	36	18	5.9	1.7	1.4	4.7	0.74	33.2	0.4	1532	5.79	-1	-2	3.18	0.22	2.92	0.054	141	0.58	150	37	0.069
400342	-0.5	180	26.1	44	20	5.4	1.5	1	2.6	0.37	31.92	-0.3	1354	6.62	1	-2	3.29	0.49	2.86	0.066	189	1.08	249	30	0.013
400343	1.3	139	17.7	30	9	4	1.2	0.6	2	0.34	33.02	0.8	1304	5.96	1	-2	4.69	0.27	3.24	0.045	171	1.50	357	18	0.011
400344	1.3	162	19.5	35	18	5.1	1.6	1.1	2.9	0.42	35.61	-0.3	1354	5.30	1	-2	4.89	0.26	4.00	0.079	138	1.77	270	30	0.029
400345	-0.5	147	18.3	31	12	5.1	1.4	1.3	3.5	0.52	30.73	0.5	1585	5.85	1	-2	3.61	0.26	2.59	0.057	184	1.21	195	33	0.023

Appendix D
Certificates of Analysis

Quality Analysis... **Actlabs** Innovative Technologies

Invoice No.: 20481
Work Order: 20746
Invoice Date: 17-OCT-00
Date Submitted: 26-SEP-00
Your Reference: NONE
Account Number: 2749

CREW DEVELOPMENT CORPORATION
O.H. BANGSVEI 54-58
N-1363 HOEVIK, NORWAY
ATTN: DENIS SCHLATTER

CERTIFICATE OF ANALYSIS

188 SEDIMENTS(PREP.REV3) were submitted for analysis.
9 ROCKS(PREP.REV3) were submitted for analysis.

ROROS RX
OLVR Sed.
ROROS Sed -

The following analytical packages were requested. Please see our current fee schedule for elements and detection limits.

REPORT 20481 CODE 1H INAA(INAAGEO.REV1)
REPORT 20481 B TOTAL DIGESTION ICP(TOTAL.REV2)
REPORT 20481 C CODE 1C-EXPL.-FIRE ASSAY ICP/OES

This report may be reproduced without our consent. If only selected portions of the report are reproduced, permission must be obtained. If no instructions were given at time of sample submittal regarding excess material, it will be discarded within 90 days of this report. Our liability is limited solely to the analytical cost of these analyses. Test results are representative only of material submitted for analysis.

CERTIFIED BY :

DR E.HOFFMAN/GENERAL MANAGER

ACTIVATION LABORATORIES LTD.
1336 Sandhill Drive, Ancaster, Ontario Canada L9G 4V5 TELEPHONE +1.905.648.9611 or +1.888.228.5227 FAX +1.905.648.9613
E-MAIL ancaster@actlabs.com ACTLABS GROUP WEBSITE http://www.actlabs.com

Rorros
OL UTZ

Activation Laboratories Ltd. Work Order: 20746 Report: 20481

Sample ID	Au ppb	Ag ppm	As ppm	Ba ppm	Br ppm	Ca %	Co ppm	Cr ppm	Cs ppm	Fe %	Hf ppm	Hg ppm	Ir ppb	Mo ppm	Na %	Ni ppm	Rb ppm	Sb ppm	Sc ppm	Se ppm	Sn %	Sr %	Ta ppm	Th ppm	U ppm	W ppm
328051	-2	-5	6.5	530	-0.5	-1	7	132	7	7.82	4	-1	-5	39	0.57	-37	149	0.5	18.9	-3	-0.01	-0.05	-0.5	13.9	19.9	4
328052	14	-5	20	180	-0.5	-1	29	37	-1	19.9	1	-1	-5	61	0.14	314	-15	4.4	6.2	8	-0.01	-0.05	-0.5	2.9	9.5	-1
328053	-2	-5	11.2	-50	-0.5	3	5	6	-1	2.19	3	-1	-5	-1	3.09	-33	37	0.4	17	-3	-0.01	-0.05	-0.5	1.3	-0.5	-1
328054	-2	-5	1.9	150	-0.5	-1	-1	-5	-1	1.19	2	-1	-5	-1	4.21	-34	-15	-0.1	8	-3	-0.01	-0.05	-0.5	1.2	-0.5	-1
328055	-2	-5	5.8	130	-0.5	5	52	14	2	5.06	2	-1	-5	8	3.35	-45	40	-0.1	40.3	-3	-0.02	0.07	-0.5	1	-0.5	-1
328056	5	-5	2210	130	-0.5	3	102	11	1	9.26	2	-1	-5	-1	2.89	-50	-15	-0.2	53.6	-3	-0.02	-0.05	-0.5	0.7	-0.5	-1
328057	16	-5	1320	80	-0.5	3	71	-5	-1	5.48	2	-1	-5	-1	1.31	-50	-15	-0.1	18.5	-3	-0.02	-0.05	-0.5	1.5	4.2	-1
328058	-2	-5	3	-50	-0.5	7	41	12	-1	8.19	1	-1	-5	12	1.25	-39	-15	-0.2	44.9	-3	-0.01	-0.05	-0.5	1.1	2.4	-1
328059	-2	-5	2.6	150	-0.5	-1	8	18	-1	3.85	2	-1	-5	-1	4	-37	-15	-0.2	18.2	-3	-0.01	0.05	-0.5	1.6	-0.5	-1
400451 OL	-2	-5	4.1	300	10.6	2	12	106	-1	3.28	7	-1	-5	-1	2.31	-31	-15	1.4	22	-3	-0.01	-0.05	-0.5	3.1	2.7	-1
400452	-2	-5	5.9	330	10.8	2	13	60	2	3.49	8	-1	-5	-1	2.3	-30	65	-0.2	17.8	-3	-0.01	-0.05	1.7	5	3.1	-1
400453	62	-5	57	450	30.8	2	105	128	3	14.8	6	-1	-5	15	1.68	-55	42	19.2	19.3	-3	-0.01	-0.05	-0.5	6.6	2.1	-1
400454	77	-5	39.1	390	19.8	4	54	328	-1	12.7	3	-1	-5	5	1.9	143	76	1.4	33.9	-3	-0.01	-0.05	-0.5	13.2	3.3	-1
400455	5	-5	3.8	270	15.9	4	19	182	-1	4.45	7	-1	-5	-1	2.58	-33	-15	-0.2	31.6	-3	-0.01	-0.05	-0.5	5.1	2	-1
400456	18	-5	3.6	290	19.7	3	17	124	2	4.44	7	-1	-5	-1	2.55	-33	71	0.4	27.4	-3	-0.01	-0.05	-0.5	6.9	2.7	-1
400457	12	-5	1.5	200	9.9	4	22	193	3	5.3	5	-1	-5	-1	2.58	107	-15	-0.2	33.3	-3	-0.01	-0.05	-0.5	7.1	2.9	-1
400458	-2	-5	2.6	280	18	2	20	210	-1	5.23	7	-1	-5	-1	2.65	-34	42	0.5	33.5	-3	-0.01	-0.05	1.8	5.8	3.2	-1
400459	165	-5	4.6	310	14.5	2	40	315	2	6.96	4	-1	-5	-1	2.53	-41	50	-0.2	40.1	-3	-0.01	-0.05	-0.5	5.5	2.4	-1
400460	8	-5	3	390	9.9	3	24	73	1	4.86	6	-1	-5	-1	2.61	-32	54	0.4	27.8	-3	-0.01	-0.05	1.3	4.8	2.5	-1
400461	-2	-5	5.8	300	10	2	26	219	2	5.64	7	-1	-5	-1	2.72	82	63	0.3	24.5	-3	-0.01	-0.05	-0.5	3.6	2.5	-1
400462	-2	-5	5.4	230	32.1	4	25	219	-1	5.76	4	-1	-5	-1	3.44	89	-15	-0.2	41.7	-3	-0.01	-0.05	-0.5	1.9	-0.5	-1
400463	-2	-5	5.5	130	17.9	2	36	270	-1	6.53	3	-1	-5	-1	3.18	71	-15	0.7	48.5	-3	-0.01	-0.05	-0.5	1.2	-0.5	-1
400464	-2	-5	3.7	300	14.3	4	26	135	-1	6.03	6	-1	-5	-1	3.04	-34	-15	-0.2	43.5	-3	-0.01	-0.05	1.5	2	1.5	-1
400465	-2	-5	3.9	160	17.9	4	32	150	2	6.29	5	-1	-5	-1	3.1	-38	-15	-0.2	52	-3	-0.01	0.06	-0.5	2.4	2.1	-1
400466	-2	-5	2.4	200	14.3	5	26	292	1	6.93	3	-1	-5	-1	2.95	-38	-15	0.4	51.6	-3	-0.01	-0.05	-0.5	7.1	3.2	-1
400467	132	-5	2	190	13.9	4	22	262	-1	5.88	3	-1	-5	-1	2.79	-35	-15	-0.2	43.7	-3	-0.01	-0.05	-0.5	5.9	1.4	-1
400468	-2	-5	1.3	430	5.8	3	13	112	1	4.01	9	-1	-5	-1	2.46	-29	-15	0.2	28.5	-3	-0.01	-0.05	-0.5	9.3	3.5	-1
400469	-2	-5	4.8	250	7	4	32	217	1	6.57	2	-1	-5	-1	3.09	-35	45	-0.2	38	-3	-0.01	-0.05	-0.5	3.8	1	-1
400480	-2	-5	1.3	270	10	3	19	107	2	5.15	10	-1	-5	3	1.79	-27	47	0.2	20.1	-3	-0.01	-0.05	1.2	4.9	1.5	-1
400483	-2	-5	1.6	140	4.6	3	19	96	-1	4.17	5	-1	-5	-1	1.95	-27	-15	-0.2	16.1	-3	-0.01	-0.05	-0.5	5.4	2.4	-1
400484	-2	-5	0.9	190	4.1	2	13	87	2	3.48	5	-1	-5	-1	1.85	-26	-15	-0.2	17.1	-3	-0.01	-0.05	-0.5	6.1	2.2	-1
400485	-2	-5	1	170	2.7	2	15	94	2	3.76	5	-1	-5	-1	1.92	-27	-15	-0.2	18	-3	-0.01	-0.05	-0.5	5.9	1.9	-1
400486	-2	-5	1.8	200	4	2	13	78	2	3.48	4	-1	-5	-1	1.84	-25	31	-0.2	16.6	-3	-0.01	-0.05	0.7	6.1	1.9	-1
400487	-2	-5	2.7	230	3.3	2	16	93	1	4.24	5	-1	-5	-1	1.71	-25	35	-0.2	16.9	-3	-0.01	-0.05	1.1	4.5	2.3	-1
400488	-2	-5	2.6	250	4.1	3	21	95	2	4.62	4	-1	-5	-1	1.81	-26	43	-0.2	16.4	-3	-0.01	-0.05	-0.5	6.5	2.5	-1
400489	6	-5	1.5	160	11.2	3	22	68	-1	6.46	4	-1	-5	-1	1.78	-24	-15	-0.1	22.5	-3	-0.01	-0.05	-0.5	2.2	1.2	-1
400490	-2	-5	1.1	220	4.3	3	19	42	-1	4.5	4	-1	-5	-1	3.23	-27	-15	-0.1	18.2	-3	-0.01	-0.05	1.8	4.6	1.4	-1
400491	-2	-5	-0.5	150	6.9	3	16	368	1	3.82	5	-1	-5	-1	2.53	-24	-15	-0.1	14.4	-3	-0.01	-0.05	1.9	3.8	1.2	-1
400492	-2	-5	7.7	170	11.1	2	20	617	-1	4.89	9	-1	-5	-1	1.71	-23	-15	-0.1	14.6	-3	-0.01	-0.05	2	2.3	2	-1
400493	-2	-5	2.2	180	4.5	2	19	894	-1	3.71	8	-1	-5	-1	1.81	-22	30	0.2	14	-3	-0.01	-0.05	1.2	3.5	1	-1
400494	-2	-5	2.4	230	4.6	1	17	608	-1	3.42	7	-1	-5	-1	2.11	-22	-15	-0.1	13.3	-3	-0.01	-0.05	1.6	3.2	1.1	-1
399597	-2	-5	2.2	170	6.7	3	17	118	2	7.79	47	-1	-5	-1	1.97	60	-15	-0.1	29	7	-0.01	-0.05	1.5	2.4	2.2	-1
400598	7	-5	2.2	140	6.8	4	28	76	1	8.29	5	-1	-5	-1	1.82	-26	26	0.2	19.1	-3	-0.01	-0.05	-0.5	2.9	1.4	-1
400599	2	-5	2	120	6.3	4	20	93	-1	6.64	10	-1	-5	-1	1.78	-26	24	0.3	23.4	-3	-0.01	-0.05	1.4	2.7	1.1	-1
400470	-2	-5	2.7	280	8.3	2	26	127	3	5.57	6	-1	-5	-1	1.77	118	52	-0.1	18.3	-3	-0.01	-0.05	-0.5	5.1	2	-1
400471	30	-5	26.7	130	6.5	4	31	246	-1	7.44	4	-1	-5	5	2.65	109	-15	-0.1	19.9	-3	-0.01	-0.05	1.9	4.6	1.1	-1
400472	-2	-5	3.5	240	2.2	3	14	58	-1	3.73	5	-1	-5	-1	2.86	-29	-15	0.6	23.5	-3	-0.01	-0.05	-0.5	3.2	0.8	-1
400473	-2	-5	1.4	170	4.6	4	17	23	-1	4.65	3	-1	-5	-1	3.09	-28	-15	-0.1	16	-3	-0.01	-0.05	2.5	5.3	1.8	-1
400474	8	-5	3.2	170	5.8	2	14	64	-1	3.83	5	-1	-5	-1	2.23	-23	-15	-0.1	11.7	-3	-0.01	-0.05	1.2	3.3	0.9	-1
400475	-2	-5	1.5	240	5	3	14	53	2	4.17	4	-1	-5	-1	3.41	-28	-15	-0.1	16.1	-3	-0.01	-0.05	2	4.1	1.3	-1
400476	15	-5	3.5	340	15.8	1	8	122	2	4.27	4	-1	-5	-1	1.17	-25	61	-0.1	13.6	-3	-0.01	-0.05	0.9	3.4	0.9	-1
400477	-2	-5	-0.5	150	15.3	2	8	136	2	3.13	4	-1	-5	-1	1.23	-22	43	-0.1	12.2	-3	-0.01	-0.05	-0.5	2.8	1.6	-1
400479	25	-5	2.2	210	6.6	3	17	117	-1	4.43	6	-1	-5	-1	1.62	-24	26	-0.1	18.3	-3	-0.01	-0.05	1.6	4	1	-1
400560	5	-5	2.3	170	11.9	3	23	123	-1	6.37	6	-1	-5	-1	1.75	-25	-15	0.2	22.8	-3	-0.01	-0.05	1.1	3	0.8	-1
400561	6	-5	2.4	170	9.2	3	20	101	-1	4.22	5	-1	-5	-1	1.68	-23	20	-0.1	18	-3	-0.01	-0.05	-0.5	4	1.5	-1
400562	-2	-5	3.1	200	13.4	5	31	112	-1	9.43	13	-1	-5	-1	1.94	-31	-15	-0.1	34.5	-3	-0.01	-0.05	1.1	2.4	1.8	-1

Activation Laboratories Ltd. Work Order: 20746 Report: 20481

Sample ID	Au	Ag	As	Ba	Br	Ca	Co	Cr	Cs	Fe	Hf	Hg	Ir	Mo	Na	Ni	Rb	Sb	Sc	Se	Sn	Sr	Ta	Th	U	W
Rto5	ppb	ppm	ppm	ppm	ppm	%	ppm	ppm	ppm	%	ppm	ppm	ppb	ppm	%	ppm	ppm	ppm	ppm	ppm	%	%	ppm	ppm	ppm	ppm
400563	-2	-5	-0.5	210	7.9	3	24	132	-1	5.2	9	-1	-5	-1	2.3	65	-15	-0.1	23.4	-3	-0.01	-0.05	-0.5	3	-0.5	-1
400564	-2	-5	2.5	200	3.8	3	21	146	-1	5.43	11	-1	-5	-1	1.87	54	47	-0.1	22.6	-3	-0.01	-0.05	1.2	4.2	2	-1
400565	-2	-5	2.7	170	3.2	3	18	120	-1	4.47	7	-1	-5	-1	1.77	70	28	0.2	18.3	-3	-0.01	-0.05	1.7	4.3	1	-1
400566	8	-5	2.3	270	6.7	3	21	121	1	4.91	10	-1	-5	-1	1.99	-26	45	-0.1	21.8	-3	-0.01	-0.05	1.5	3.4	1	-1
400567	-2	-5	5.1	300	5.1	1	22	395	4	4.89	5	-1	-5	-1	0.99	176	60	-0.1	16.5	-3	-0.01	-0.05	1.1	3.5	1.9	-1
400568	-2	-5	1.1	-50	4.6	4	16	46	-1	4.9	4	-1	-5	-1	2.89	-28	-15	-0.1	25.5	-3	-0.01	-0.05	1.2	1.2	-0.5	-1
400569	8	-5	1.7	120	9.6	-1	19	63	-1	6.46	4	-1	-5	-1	1.73	-26	-15	-0.1	24.9	-3	-0.01	-0.05	-0.5	2.5	0.9	-1
400570	-2	-5	3.3	110	9.1	4	39	126	-1	7.47	3	-1	-5	5	2.14	-30	-15	-0.1	33.7	-3	-0.01	-0.05	-0.5	2.5	0.9	-1
400571	-2	-5	1.6	160	6.6	4	22	79	-1	5.42	5	-1	-5	-1	2.16	-26	-15	-0.1	25	-3	-0.01	-0.05	1.1	1.9	1.2	-1
400572	-2	-5	1.7	160	9.4	4	24	106	-1	5.55	6	-1	-5	3	2.13	60	33	-0.1	25.9	-3	-0.01	-0.05	-0.5	1.8	1.3	-1
400551	-2	-5	1.5	210	5.1	3	15	97	2	3.88	7	-1	-5	-1	1.95	-27	23	-0.1	20	-3	-0.01	-0.05	-0.5	9	2.3	-1
400552	8	-5	-0.5	220	7.5	2	15	100	2	3.67	6	-1	-5	-1	2.02	-26	28	-0.1	16.9	-3	-0.01	-0.05	1.5	6.9	3.1	-1
400553	-2	-5	2.1	190	3.4	3	14	102	1	3.82	5	-1	-5	-1	1.92	-25	43	-0.1	18	-3	-0.01	-0.05	1.3	7.3	1.7	-1
400554	-2	-5	1.4	230	5.1	2	14	99	2	3.65	5	-1	-5	-1	1.96	-25	-15	-0.1	16.9	-3	-0.01	-0.05	-0.5	7.3	1.9	-1
400555	4	-5	1.5	200	12.7	3	31	95	-1	5.34	5	-1	-5	-1	2.55	-25	-15	-0.1	24.2	-3	-0.01	-0.05	1.4	2.3	1.2	-1
400556	-2	-5	1.3	110	7.3	3	31	50	-1	4.56	3	-1	-5	-1	2.51	-26	-15	-0.1	23.2	-3	-0.01	-0.05	1.7	1.6	-0.5	-1
400557	10	-5	5	200	8.4	3	18	106	1	3.94	6	-1	-5	-1	1.72	-23	-15	0.2	17.2	-3	-0.01	-0.05	-0.5	3.4	1.5	-1
400558	-2	-5	3	170	13.4	3	18	109	1	3.49	7	-1	-5	-1	1.65	-22	-15	-0.1	16	-3	-0.01	-0.05	-0.5	2.8	1.7	-1
400559	-2	-5	3.9	170	19.4	3	26	162	1	4.79	6	-1	-5	-1	1.88	-24	22	-0.1	22.7	-3	-0.01	-0.05	-0.5	2.8	1.5	-1
400601	19	-5	3.6	170	8.2	4	49	138	-1	6.34	6	-1	-5	-1	2.64	-29	29	0.2	30.1	-3	-0.01	-0.05	1	3.1	-0.5	-1
400602	-2	-5	5.1	190	8.6	2	25	92	1	4.53	8	-1	-5	4	1.74	-23	-15	0.2	17.2	-3	-0.01	-0.05	1.6	3.3	2.2	-1
400603	-2	-5	2.4	230	4	3	32	106	1	5.66	5	-1	-5	-1	2.44	-25	28	-0.1	23	-3	-0.01	-0.05	1.5	3.3	1.7	-1
400604	-2	-5	5.2	160	8.2	3	24	152	2	4.53	7	-1	-5	-1	1.68	92	46	-0.1	18.8	-3	-0.01	-0.05	-0.5	3.2	1.6	-1
400605	-2	-5	11	200	6	3	56	263	2	5.19	5	-1	-5	2	1.55	190	41	-0.1	20.6	-3	-0.01	-0.05	0.5	3.4	1.1	-1
400606	-2	-5	8.6	230	6.7	4	48	248	2	4.77	6	-1	-5	2	1.47	162	36	0.3	21.1	-3	-0.01	-0.05	0.9	2.5	1.1	-1
400607	-2	-5	17.4	170	6.1	4	42	216	3	5.11	6	-1	-5	-1	1.74	201	31	-0.1	20.9	-3	-0.01	-0.05	-0.5	3.5	1.6	-1
400608	-2	-5	4.1	240	9.6	3	48	99	1	4.93	8	-1	-5	-1	1.92	-24	34	0.2	19.9	-3	-0.01	-0.05	1.1	3.7	1.7	-1
400609	-2	-5	3	160	8.3	5	40	77	-1	6.52	6	-1	-5	-1	2.06	-25	-15	0.3	26.4	-3	-0.01	-0.05	-0.5	3.2	1.7	-1
400610	3	-5	1.9	180	5.6	4	21	82	-1	5.41	7	-1	-5	-1	2.05	-41	24	-0.1	22.2	-3	-0.01	-0.05	1.5	3.2	1.5	-1
400611	-2	-5	8.6	190	6.2	2	21	92	1	4.87	7	-1	-5	4	1.64	-22	36	-0.1	14.2	-3	-0.01	-0.05	0.9	4.7	1.5	-1
400612	-2	-5	3	200	5.7	2	17	104	2	3.74	12	-1	-5	-1	1.67	85	26	0.2	15.6	-3	-0.01	-0.05	1.6	5.7	2.2	-1
400301 Blank	-2	-5	2.6	440	6.9	3	16	66	3	5.12	10	-1	-5	-1	2.14	-24	79	0.5	23.5	-3	-0.01	0.07	1.3	7.1	6.3	-1
400302	-2	-5	1.1	340	5	3	11	60	2	4.58	12	-1	-5	-1	2.01	-21	56	0.3	22.8	-3	-0.01	-0.05	1.2	5.6	5.3	-1
400303	3	-5	1.2	410	2.2	3	9	56	2	3.81	13	-1	-5	-1	2.22	-22	56	0.4	21.8	-3	-0.01	0.06	1.7	5.3	4.8	-1
400304	8	-5	2.5	520	5.6	3	18	316	4	4.18	6	-1	-5	-1	2.85	109	59	0.6	27.4	-3	-0.01	-0.05	-0.5	15	5.4	-1
400305	-2	-5	2.2	610	4.3	3	12	82	4	3.12	5	-1	-5	-1	2.68	-23	101	0.7	19.1	-3	-0.01	-0.05	1.5	11.2	3.7	-1
400306	7	-5	18.9	550	8.5	3	15	79	4	4.38	7	-1	-5	11	1.74	-21	114	1.5	18.2	-3	-0.01	-0.05	0.9	10.5	10.3	4
400307	15	-5	2.6	270	9.4	3	12	52	2	3.8	9	-1	-5	-1	1.92	-21	87	0.3	17	-3	-0.01	-0.05	2	7.3	12.8	-1
400308	-2	-5	2.9	350	8.1	2	9	41	2	3.1	10	-1	-5	8	1.91	-20	74	0.3	13.1	-3	-0.01	-0.05	1.7	6.6	9.1	-1
400309	10	-5	2	340	5.8	2	8	38	2	3.13	17	-1	-5	-1	1.97	-20	66	0.2	14.6	-3	-0.01	-0.05	1.6	5.8	7.3	-1
400310	-2	-5	1.8	610	6.2	4	22	417	4	4.53	6	-1	-5	-1	3.11	158	74	0.6	31.5	-3	-0.01	0.1	-0.5	17.5	5.3	-1
400311	-2	-5	9.6	120	14.9	2	18	82	-1	4.71	10	-1	-5	-1	1.66	-20	26	0.2	19.2	-3	-0.01	-0.05	1.6	4.9	3.1	-1
400312	6	-5	9.7	210	22.9	3	16	79	2	4.69	9	-1	-5	-1	1.78	-22	35	0.4	18.4	-3	-0.01	-0.05	0.9	4.7	3.7	-1
400313	3	-5	6	300	18.5	3	16	78	2	4.51	11	-1	-5	-1	1.8	-20	31	0.5	18	-3	-0.01	-0.05	-0.5	4.7	3.6	-1
400314	-2	-5	7.1	260	15.5	3	15	78	1	4.76	12	-1	-5	3	1.87	-20	20	0.4	18.5	-3	-0.01	-0.05	-0.5	5	3.8	-1
400315	13	-5	14.4	220	17.4	2	18	70	1	4.2	11	-1	-5	23	1.67	-20	36	0.5	17.5	-3	-0.01	-0.05	1.4	4.7	3.7	11
400316	-2	-5	4.3	210	13.1	3	18	110	-1	4.67	15	-1	-5	-1	1.63	56	23	0.2	19.4	-3	-0.01	-0.05	1.5	4	2.4	-1
400317	-2	-5	4.9	290	11.6	3	19	130	-1	5.47	20	-1	-5	-1	1.69	-20	33	0.3	22.4	-3	-0.01	0.07	1.5	4.3	2.4	-1
400318	-2	-5	23.9	210	12.8	3	16	100	-1	9.42	13	-1	-5	2	1.25	-20	16	0.4	19.7	-3	-0.01	-0.05	1.4	3.2	2.8	-1
400319	-2	-5	181	100	32.8	-1	4	59	-1	34.7	6	-1	-5	6	0.29	-20	-15	1	6.6	-3	-0.01	-0.05	-0.5	2.8	-0.5	-1
400320	-2	-5	3	220	15.1	2	18	65	-1	5.71	9	-1	-5	-1	1.75	-20	15	0.4	22.5	-3	-0.01	-0.05	-0.5	2.8	1.7	-1
400321	106	-5	3.2	220	12.7	3	16	85	-1	5.08	15	-1	-5	3	1.58	-20	31	0.4	20.7	-3	-0.01	-0.05	0.9	3.3	2.2	-1
328109	-2	-5	6.1	340	22.6	3	20	75	2	4.21	11	-1	-5	9	1.88	50	25	0.3	16.9	-3	-0.02	-0.05	1.5	4.5	9.4	-1
328110	2	-5	2.9	220	12.8	3	14	77	-1	4.15	12	-1	-5	6	1.71	-20	26	0.3	17.6	-3	-0.01	0.06	1	3.5	4	-1
328111	-2	-5	6.1	260	18.3	3	22	128	-1	5.02	12	-1	-5	2	1.82	-32	29	0.2	20.9	-3	-0.01	-0.05	1.4	3.2	1.7	-1
328112	5	-5	3.5	370	19.3	4	21	128	-1	5.17	12	-1	-5	-1	1.87	-34	42	0.2	22.6	-3	-0.01	-0.05	1.3	4.2	1.9	-1

Activation Laboratories Ltd. Work Order: 20746 Report: 20481

Sample ID	Au ppb	Ag ppm	As ppm	Ba ppm	Br ppm	Ca %	Co ppm	Cr ppm	Cs ppm	Fe %	Hf ppm	Hg ppm	Ir ppb	Mo ppm	Na %	Ni ppm	Rb ppm	Sb ppm	Sc ppm	Se ppm	Sn %	Sr %	Ta ppm	Th ppm	U ppm	W ppm
328113	-2	-5	5.6	230	12	3	17	88	-1	4.7	7	-1	-5	6	1.78	-30	32	0.4	18.1	-3	-0.01	-0.05	1.1	4.2	3	-1
328114	-2	-5	20.9	300	48.5	2	28	164	3	5.87	4	-1	-5	-1	1.48	78	20	0.9	25.4	-3	-0.01	-0.05	1.4	3.7	3.2	-1
328140	12	-5	40.5	150	13.9	-1	67	72	-1	8.94	2	-1	-5	-1	1.59	-37	-15	5.1	34.4	-3	-0.01	-0.05	1	0.8	-0.5	-1
328142	-2	-5	25.2	260	35	3	43	151	2	11.4	7	-1	-5	-1	1.98	84	-15	0.5	34.9	-3	-0.02	-0.05	1.5	1.8	-0.5	-1
328143	17	-5	128	380	75.8	4	63	92	2	10.5	3	-1	-5	-1	1.54	80	-15	1.5	29.8	-3	-0.01	-0.05	-0.5	2	1.2	-1
328144	-2	-5	171	180	51.8	2	66	94	1	10.3	3	-1	-5	-1	1.76	100	-15	1.6	29.5	-3	-0.01	-0.05	-0.5	2	0.7	-1
328145	16	-5	38	270	37.8	2	46	264	-1	8.5	4	-1	-5	-1	2.09	131	38	0.9	23.2	-3	-0.01	-0.05	-0.5	2.4	1	-1
328146	117	-5	4.1	220	20.6	5	39	118	2	10.2	4	-1	-5	-1	1.83	65	-15	0.2	39.4	-3	-0.01	-0.05	1.4	0.2	-0.5	5
328147	18	-5	9.2	170	18.4	5	50	132	3	10.6	3	-1	-5	-1	1.7	77	-15	0.2	41.5	-3	-0.01	-0.05	1.4	1	1.8	3
328148	655	-5	4.3	200	24.7	6	37	87	2	9.89	3	-1	-5	-1	1.96	-36	-15	0.4	40.4	-3	-0.01	-0.05	0.8	-0.2	-0.5	9
328149	8	-5	105	150	53.4	3	117	104	-1	8.01	3	-1	-5	6	1.7	137	-15	1.5	31.7	-3	-0.02	-0.05	-0.5	0.2	-0.5	-1
328150	-2	-5	94.1	220	46.1	3	68	277	3	11.7	3	-1	-5	-1	1.64	200	-15	0.9	36.9	-3	-0.01	-0.05	1.2	2	1.1	-1
400333	-2	-5	8.9	100	8.7	3	44	244	2	10.4	3	-1	-5	-1	1.93	158	-15	0.4	46.9	-3	-0.01	-0.05	1.3	0.8	-0.5	-1
400334	-2	-5	32.3	100	12.6	3	38	112	-1	11.2	4	-1	-5	-1	1.89	61	-15	0.3	46.2	-3	-0.01	-0.05	-0.5	1.2	-0.5	-1
400335	26	-5	42.7	130	41.6	3	64	249	-1	11.3	3	-1	-5	-1	1.74	132	-15	0.5	40.1	-3	-0.01	-0.05	1.1	1.5	-0.5	-1
400336	-2	-5	10.7	100	14.4	4	44	100	2	9.89	2	-1	-5	-1	1.9	65	-15	0.3	35.8	-3	-0.01	-0.05	1.1	2	-0.5	-1
400337	-2	-5	15.4	100	24.7	4	34	145	-1	9.78	6	-1	-5	-1	1.48	84	-15	0.4	33.5	-3	-0.02	-0.05	1	1.7	-0.5	-1
400338	-2	-5	15.6	120	37.8	4	56	208	-1	12.6	3	-1	-5	-1	1.6	130	-15	0.7	49.9	-3	-0.02	-0.05	0.7	1.8	1.4	-1
400339	-2	-5	18	180	34	3	40	159	-1	11.2	6	-1	-5	-1	1.51	81	-15	0.5	39.1	-3	-0.01	-0.05	0.8	1.6	-0.5	-1
400340	12	-5	19.7	100	27	4	50	165	-1	11.3	5	-1	-5	-1	1.62	83	-15	0.6	43.4	-3	-0.01	-0.05	-0.5	1.6	-0.5	-1
400341	-2	-5	21.2	190	20.8	4	54	147	1	10.6	4	-1	-5	-1	1.58	100	-15	0.7	41.1	-3	-0.01	-0.05	-0.5	1.6	1	-1
400342	-2	-5	7.8	170	31.6	2	39	134	2	9.92	3	-1	-5	-1	1.86	74	-15	0.7	35.5	-3	-0.01	-0.05	-0.5	2.8	-0.5	-1
400343	-2	-5	8.1	120	93.9	5	43	191	2	11.2	2	-1	-5	-1	1.5	84	-15	0.3	35.9	-3	-0.01	-0.05	1.2	1.6	1.3	3
400344	-2	-5	10.5	190	25.3	5	47	467	-1	11.8	3	-1	-5	-1	1.35	180	-15	0.3	37.4	-3	-0.01	-0.05	1.2	1.8	1.3	-1
400345	-2	-5	11.2	150	68.6	4	32	104	2	9.96	5	-1	-5	2	1.81	65	-15	0.3	36.4	-3	-0.01	-0.05	1	1.2	-0.5	3
328115	40	-5	2.7	170	31.4	6	43	138	2	8.84	4	-1	-5	-1	1.89	83	-15	-0.1	33.2	-3	-0.01	-0.05	-0.5	0.9	0.9	3
328116	117	-5	3.3	170	38.5	6	58	148	-1	11.1	3	-1	-5	3	1.45	83	-15	-0.1	30.2	-3	-0.01	-0.05	-0.5	1	1	-1
328117	46	-5	3.6	94	47.7	5	36	137	1	5.79	3	-1	-5	3	1.62	97	-15	0.3	18.4	-3	-0.01	-0.05	1	1.1	1.5	8
328118	25	-5	20.5	130	37	4	42	367	-1	9.17	2	-1	-5	-1	1.67	152	-15	0.5	36.7	-3	-0.01	-0.05	0.8	1.1	-0.5	-1
328119	17	-5	6.8	200	18.9	4	40	214	2	9.11	4	-1	-5	-1	2.11	103	20	0.3	33.4	-3	-0.01	-0.05	-0.5	1.7	1.2	4
328120	9	-5	46.4	150	15.7	-1	59	91	1	9.65	2	-1	-5	-1	1.55	75	-15	6.2	37.6	-3	-0.01	-0.05	-0.5	0.7	-0.5	-1
328121	6	-5	126	260	15	-1	28	150	-1	4.89	4	-1	-5	-1	1.69	80	40	5.7	14.8	-3	-0.02	-0.05	-0.5	3.5	1.2	-1
328122	37	-5	5.9	240	32.3	6	52	220	-1	9.98	3	-1	-5	-1	1.81	101	23	1.2	45.1	-3	-0.01	0.09	-0.5	0.6	-0.5	-1
328187	12	-5	11.2	100	35.9	4	34	190	3	9.38	3	-1	-5	-1	2.14	89	23	0.4	52.1	-3	-0.02	-0.05	-0.5	0.8	-0.5	-1
328188	8	-5	7.6	240	17.9	3	52	120	2	12	4	-1	-5	-1	1.67	101	-15	1	33.5	-3	-0.01	-0.05	-0.5	1.6	-0.5	-1
328189	-2	-5	44.3	200	25.1	2	60	220	2	8.75	3	-1	-5	-1	1.66	211	-15	8.2	31.5	-3	-0.01	-0.05	-0.5	0.9	-0.5	-1
328195	114	-5	131	240	39.4	-1	47	130	1	7.33	2	-1	-5	4	0.99	130	38	1.4	27.5	-3	-0.01	-0.05	-0.5	0.9	-0.5	-1
328196	29	-5	7.1	240	14.7	1	40	97	2	11.1	4	-1	-5	-1	2.11	65	-15	1.3	46.9	3	-0.02	-0.05	1	1.2	-0.5	-1
328197	-2	-5	4.5	350	21.1	3	38	92	5	11.4	4	-1	-5	-1	1.87	53	36	0.8	43	-3	-0.02	-0.05	-0.5	0.9	-0.5	-1
328198	16	-5	2.2	-50	26.2	6	41	140	-1	10.1	4	-1	-5	-1	1.79	70	-15	0.2	36.7	-3	-0.01	-0.05	-0.5	0.8	-0.5	-1
328199	-2	-5	4	160	29.7	5	33	110	-1	9.43	6	-1	-5	-1	1.67	60	20	0.3	34.5	-3	-0.01	-0.05	1.2	0.8	-0.5	-1
328200	146	-5	1.4	200	52.1	5	40	200	2	8.18	4	-1	-5	-1	2.05	121	-15	0.3	29.8	-3	-0.01	-0.05	1.2	1.2	-0.5	-1
400576	-2	-5	7.7	130	21.3	6	48	290	2	7.08	5	-1	-5	-1	1.28	110	-15	0.5	32	-3	-0.01	-0.05	-0.5	1.4	1.1	-1
400577	-2	-5	1.8	260	18.6	4	29	130	1	5.97	11	-1	-5	-1	1.5	-20	-15	0.4	25.6	-3	-0.01	-0.05	-0.5	1.9	1.1	-1
400578	-2	-5	8	150	13	5	43	140	-1	7.1	7	-1	-5	-1	1.37	55	-15	1.6	30.9	-3	-0.01	0.08	-0.5	1.4	1.3	2
328132	21	-5	19.7	190	82.2	-1	33	78	-1	8.76	3	-1	-5	-1	1.62	50	-15	2.7	34.8	-3	-0.02	-0.05	-0.5	1.1	-0.5	10
328133	70	-5	203	430	65.9	-1	43	200	-1	7.88	3	-1	-5	-1	1.47	122	37	5.8	35.5	-3	-0.02	-0.05	-0.5	0.6	-0.5	3
328134	47	-5	7.6	130	91.7	5	29	150	-1	7.62	3	-1	-5	-1	1.6	81	-15	1.6	37.9	-3	-0.01	-0.05	-0.5	0.5	-0.5	-1
328135	264	-5	6.4	120	33.2	6	45	200	-1	8.77	3	-1	-5	-1	1.66	170	-15	1	44.5	-3	-0.01	-0.05	-0.5	1.1	-0.5	-1
328136	59	-5	15.2	290	47	2	40	150	2	7.82	3	-1	-5	-1	2.01	71	-15	2.5	30	-3	-0.01	0.05	0.7	1.7	-0.5	-1
328137	272	-5	84.7	310	97	2	39	140	2	9.8	4	-1	-5	-1	1.83	90	-15	3.6	27.8	-3	-0.02	-0.05	-0.5	2.2	1.2	-1
328138	11	-5	21.6	100	48.1	3	23	120	-1	9.02	4	-1	-5	-1	1.48	50	-15	1.5	34	-3	-0.01	-0.05	1.3	1	1.1	-1
328139	7	-5	25	190	18	4	38	120	1	9.78	5	-1	-5	-1	1.81	80	-15	0.7	33.6	-3	-0.01	-0.05	-0.5	1.9	-0.5	-1
400322	-2	-5	1.7	110	35.2	5	34	120	-1	9.29	5	-1	-5	-1	1.72	61	-15	0.3	37.4	-3	-0.01	-0.05	0.9	0.8	-0.5	-1
400323	-2	-5	5.5	170	40.1	3	41	620	2	6.66	4	-1	-5	-1	1.8	189	-15	0.4	21	-3	-0.01	-0.05	-0.5	1.8	1.3	-1
400324	-2	-5	3.8	250	18.3	5	36	190	-1	9.3	4	-1	-5	-1	1.79	72	-15	-0.1	38.4	-3	-0.02	-0.05	-0.5	1.1	0.8	-1

Activation Laboratories Ltd. Work Order: 20746 Report: 20481

Sample ID	Au ppb	Ag ppm	As ppm	Ba ppm	Br ppm	Ca %	Co ppm	Cr ppm	Cs ppm	Fe %	Hf ppm	Hg ppm	Ir ppb	Mo ppm	Na %	Ni ppm	Rb ppm	Sb ppm	Sc ppm	Se ppm	Sn %	Sr %	Ta ppm	Th ppm	U ppm	W ppm
400325	38	-5	5.2	150	29.4	6	40	359	-1	9.2	4	-1	-5	-1	1.55	-44	-15	-0.1	30.7	-3	-0.02	-0.05	2	1	-0.5	-1
400326	-2	-5	5.1	200	20.2	5	40	319	-1	8.5	4	-1	-5	-1	1.53	-43	46	0.3	25.4	-3	-0.02	-0.05	-0.5	2.6	-0.5	-1
400327	51	-5	3.5	270	17.5	3	24	480	2	4.22	5	-1	-5	-1	1.68	130	55	0.2	18.3	-3	-0.01	-0.05	-0.5	2.2	1.9	-1
400328	-2	-5	5.7	180	15.6	4	52	170	2	12	4	-1	-5	-1	1.76	84	21	0.4	41.6	-3	-0.02	-0.05	-0.5	1.3	0.9	-1
400329	-2	-5	5.8	140	21.4	4	51	210	-1	12.9	4	-1	-5	-1	1.87	110	-15	0.4	41.2	-3	-0.02	-0.05	-0.5	1.2	-0.5	-1
400330	-2	-5	5	85	8.6	5	45	250	2	9.95	3	-1	-5	-1	1.73	110	-15	0.5	43.4	-3	-0.01	-0.05	-0.5	0.9	-0.5	-1
400331	-2	-5	4.9	190	9.1	6	42	190	1	10.5	3	-1	-5	-1	1.93	102	-15	0.6	40.5	-3	-0.01	-0.05	-0.5	0.8	-0.5	-1
400332	321	-5	20.4	90	11.5	3	42	190	-1	12.1	5	-1	-5	-1	1.9	74	-15	0.5	43	-3	-0.02	-0.05	1.4	1.2	-0.5	-1
401151	3	-5	4.2	200	12.9	3	18	110	1	4.72	12	-1	-5	16	1.76	-20	32	0.3	19.9	-3	-0.01	-0.05	1.3	4.5	5.7	3
401152	-2	-5	2.5	220	6.6	3	14	93	-1	4.7	15	-1	-5	5	1.56	-20	21	0.3	19.1	-3	-0.01	-0.05	2	4.4	3.3	2
401153	-2	-5	2.8	190	8.3	3	13	78	-1	4.28	12	-1	-5	-1	1.59	-20	22	-0.1	18.7	-3	-0.01	-0.05	1.1	3.3	2.5	-1
401154	-2	-5	26.4	330	21.7	3	23	170	-1	6.15	9	-1	-5	-1	2.17	-26	-15	0.9	25.2	-3	0.13	-0.05	-0.5	3.9	1.6	-1
401155	-2	-5	47.3	220	9.7	3	15	140	-1	4.48	9	-1	-5	3	1.63	-20	17	0.5	18.8	-3	-0.01	-0.05	-0.5	2.9	1.7	2
401156	-2	-5	74.7	480	27.5	4	25	226	-1	5.85	7	-1	-5	-1	1.86	51	-15	0.4	22.5	-3	-0.02	-0.05	-0.5	3.3	3.3	-1
401157	-2	-5	3.1	170	4.5	3	14	110	-1	4.81	13	-1	-5	-1	1.45	-20	24	0.3	20.1	-3	-0.01	-0.05	1.6	3.8	3	-1
401158	-2	-5	3.8	270	6.3	4	17	100	2	4.52	9	-1	-5	-1	1.78	-20	28	0.3	18.6	-3	-0.01	-0.05	1.1	4	2.1	-1
328101	-2	-5	2.5	140	22.2	4	29	120	-1	5.08	14	-1	-5	7	1.49	-20	29	0.3	19.4	-3	-0.01	-0.05	1.8	4.2	3.5	-1
328102	-2	-5	7.8	200	27.5	4	43	130	-1	5.85	12	-1	-5	2	1.48	-20	-15	0.4	22.9	-3	-0.01	-0.05	-0.5	3	1.8	-1
328103	-2	-5	12.5	190	32.5	3	32	110	2	5	10	-1	-5	-1	1.6	-20	-15	-0.1	20	-3	-0.01	-0.05	-0.5	3.2	1.6	-1
328104	-2	-5	12.6	240	23.6	4	29	110	2	5.29	12	-1	-5	-1	1.7	63	19	-0.1	21.7	-3	-0.01	-0.05	1.3	3.3	1.4	-1
328105	-2	-5	16.2	200	80.6	4	200	180	-1	8.3	11	-1	-5	7	1.98	330	-15	0.5	26	-3	-0.02	-0.05	1.6	3.6	2	-1
328106	-2	-5	11.2	190	12.8	-1	43	240	1	8.1	3	-1	-5	-1	2.75	93	-15	-0.1	37.9	-3	-0.02	-0.05	-0.5	1.4	-0.5	-1
328107	-2	-5	22.3	280	12.9	3	31	90	-1	7.55	5	-1	-5	-1	3.18	-34	-15	0.3	44.1	-3	-0.02	-0.05	-0.5	2.2	-0.5	-1
328108	15	-5	9.4	180	20.6	-1	49	610	-1	7.79	9	-1	-5	-2	1.64	210	-15	-0.1	26.1	-3	-0.02	-0.05	-0.5	4.1	-0.5	-1
400573	8	-5	138	130	31.3	-1	32	76	-1	8.03	4	-1	-5	-1	3.25	-32	-15	-0.1	35.9	-3	-0.02	-0.05	-0.5	1.6	1.5	-1
400574	-2	-5	124	150	26.5	2	27	71	-1	7.17	6	-1	-5	-1	2.95	-31	-15	-0.1	43.5	-3	-0.02	-0.05	-0.5	2	-0.5	-1
400575	-2	-5	10.5	150	22.1	2	32	60	-1	9.91	4	-1	-5	-2	3.99	-42	-15	-0.1	54.2	-3	-0.03	-0.05	-0.5	1.6	-0.5	-1
400579	-2	-5	30.9	220	16.6	5	51	190	1	9.17	6	-1	-5	-1	1.72	-33	-15	1.2	38.7	-3	-0.02	-0.05	-0.5	1.8	-0.5	-1
400580	-2	-5	30.8	120	17.8	5	42	150	-1	9.2	7	-1	-5	-1	1.71	-27	-15	0.9	34.1	-3	-0.02	-0.05	1	1.6	-0.5	3
DMMAS-14-2374	574	10	2460	380	2.8	9	69	130	2	8.5	2	-1	-5	7	0.77	-20	40	12.5	19.2	-3	0.08	-0.05	-0.5	1.4	-0.5	18
DMMAS-14-2373	576	-5	2440	430	3.2	8	71	140	2	8.58	2	-1	-5	-1	0.79	-21	42	11	19.7	-3	-0.02	-0.05	-0.5	1.4	-0.5	18
DMMAS-14-2371	628	-5	2410	390	3.3	9	70	130	2	8.6	3	-1	-5	-1	0.77	-20	32	12.3	19.2	-3	-0.02	-0.05	-0.5	1.5	1.2	18
DMMAS-14-2370	544	-5	2430	440	2.8	8	70	130	-1	8.38	2	-1	-5	12	0.79	-33	38	12.9	19.9	-3	-0.02	-0.05	-0.5	1.5	-0.5	17
DMMAS-14-2366	594	13	2430	350	3.1	8	69	138	2	8.58	2	-1	-5	-1	0.78	-28	35	10.8	20.4	7	-0.01	-0.05	-0.5	1.4	-0.5	18
DMMAS-14-2365	564	-5	2400	450	3	9	69	140	2	8.38	2	-1	-5	2	0.76	131	33	11.2	20.1	-3	-0.01	-0.05	-0.5	1.5	-0.5	17
DMMAS-14-2363	578	-5	2480	430	3	8	69	131	2	8.53	2	-1	-5	11	0.78	-33	42	11.2	20	-3	-0.02	-0.05	-0.5	1.5	-0.5	18
DMMAS-14-2361	542	-5	2390	400	3.2	8	68	130	-1	8.21	2	-1	-5	12	0.75	-31	39	11.5	19.3	-3	-0.02	-0.05	-0.5	1.5	-0.5	18
DMMAS-14-2360	546	-5	2380	420	3.1	8	67	130	-1	8.37	2	-1	-5	-1	0.78	-32	37	11.7	19.6	-3	-0.02	-0.05	0.9	1.4	-0.5	17
DMMAS-14-2359	585	-5	2380	410	2.8	8	71	130	2	8.56	2	-1	-5	8	0.76	-35	45	11.7	20	-3	-0.02	-0.05	-0.5	1.6	-0.5	17
DMMAS-14-2358	569	-5	2470	430	2.8	9	70	140	2	8.64	2	-1	-5	-2	0.8	-40	42	12.3	20.2	-3	-0.02	-0.05	-0.5	1.5	-0.5	18
Accepted Value-DMMAS-14	590+-60		2450+-70	450+-70	2.8+-1.0	8.5+-1	70.7+-10	141+-16		8.64+-0.8	2.5+-1				0.79+-0.10		45+-10	11.7+-1.1	20.5+-2.1					1.4+-1.0		18+-4

Sample ID	Zn	La	Ce	Nd	Sm	Eu	Tb	Yb	Lu	Mass
	ppm	ppm	ppm	ppm	ppm	ppm	ppm	ppm	ppm	g
328051	113	12.8	23	-5	1.7	0.6	-0.5	2.2	0.44	18.95
328052	800	5.8	9	-5	1.4	-0.2	-0.5	1.6	0.22	25.29
328053	-50	6.8	16	13	2.8	0.7	-0.5	3.5	0.5	29.53
328054	80	3.3	9	-5	1.6	0.5	-0.5	3.2	0.52	28.8
328055	123	1.7	4	-5	0.9	-0.2	-0.5	1.9	0.29	27.74
328056	549	2.5	6	-5	1	0.5	-0.5	1	0.1	30.04
328057	201	3	6	-5	1.1	0.8	-0.5	2.1	0.31	26.19
328058	-50	1.3	-3	-5	0.4	0.6	-0.5	0.9	0.1	32.13
328059	-50	3.2	8	-5	1.3	0.4	-0.5	2.8	0.46	29.72
400451	-50	21.5	39	16	4.3	1.1	-0.5	2.9	0.45	35.54
400452	-50	26.2	51	21	5.7	1.3	0.7	4.1	0.6	36.39
400453	1190	33.4	59	21	5.5	1.4	-0.5	3.4	0.49	30.52
400454	1230	51.7	82	21	5.9	1.5	-0.5	2.4	0.37	25.05
400455	96	28.3	48	16	4.9	1.2	-0.5	2.7	0.44	33.09
400456	66	29.8	59	21	5.1	1.4	-0.5	2.8	0.44	31.96
400457	82	39.5	66	26	5.7	1.5	-0.5	2.8	0.44	35.21
400458	104	31.7	58	16	5.2	1.4	-0.5	3.1	0.53	33.23
400459	254	25	45	13	4.3	1.3	-0.5	2.7	0.43	26.05
400460	-50	28.6	49	17	5.3	1.5	-0.5	3.1	0.48	33.92
400461	198	19.2	31	11	3.8	0.9	-0.5	3.1	0.46	31.13
400462	130	18.5	32	16	4.4	1.2	0.7	2.5	0.38	30.7
400463	189	9.1	20	8	3.5	1.1	-0.5	2.5	0.43	29.75
400464	157	17.8	32	11	4.7	1.4	-0.5	3.1	0.46	33.88
400465	159	18.7	36	15	5.5	1.6	1	3.4	0.51	30.64
400466	-50	31.3	51	17	5.2	1.3	0.7	2.6	0.45	30.44
400467	108	27.6	48	19	4.7	1.4	0.6	2.4	0.39	31.39
400468	136	46.6	74	29	6.4	1.6	0.9	3	0.43	36.64
400469	138	20.9	39	19	4.3	1.1	-0.5	2.5	0.39	29.98
400480	105	36.9	62	30	5.9	1.6	0.7	3.4	0.53	33.1
400483	120	24.2	47	16	4	1	-0.5	1.9	0.34	28.47
400484	73	20.4	41	14	4.1	1.1	-0.5	2.5	0.36	30.37
400485	-50	22.7	45	14	4.3	1	0.6	2.6	0.4	29.29
400486	76	23.5	45	19	4.3	1.2	-0.5	2.5	0.4	30.71
400487	91	22.2	40	17	4.3	1	-0.5	2.6	0.39	31.66
400488	112	31.4	56	16	4.9	1.1	0.6	2.4	0.4	29.85
400489	116	10.4	19	12	2.6	0.9	-0.5	2.1	0.33	39.72
400490	104	34.9	55	21	4.4	1.2	-0.5	2.4	0.37	33.75
400491	85	25.6	40	13	3.2	0.9	-0.5	2.1	0.37	36.37
400492	75	15.3	27	12	2.4	0.6	-0.5	2.8	0.4	35.88
400493	75	24.3	39	14	3.4	1	-0.5	2.6	0.4	36.42
400494	58	22.8	36	15	3.2	1	-0.5	2.3	0.39	36.68
399597	139	19	35	20	5.9	2.3	0.9	6.9	1.15	32.16
400598	122	28.4	53	29	9.4	2.3	0.9	3.7	0.54	36.81
400599	123	22.6	43	24	6.9	1.9	0.8	3.7	0.56	36.4
400470	125	23.1	45	17	4.8	1	0.8	3	0.51	26.19
400471	-50	31.1	53	15	4.2	1.1	-0.5	2.2	0.41	31.53
400472	162	25.8	43	12	5	1.4	-0.5	3.2	0.45	29.47
400473	119	42.8	68	21	4.6	1.3	-0.5	2.2	0.3	31.54
400474	-50	28.9	41	18	3.5	1	-0.5	2	0.32	33.18
400475	80	42.2	63	20	4.8	1.4	0.6	2.5	0.37	31.82
400476	-50	26.4	45	17	4.9	0.9	0.7	2	0.32	24.75
400477	64	15.7	25	11	2.4	0.7	-0.5	1.8	0.31	28.14
400479	70	22.6	37	14	4.2	1	0.6	2.7	0.42	35.34
400560	-50	16.8	32	16	4.5	1.4	-0.5	3.3	0.51	35.96
400561	119	19.8	32	10	3.7	0.9	-0.5	2.3	0.39	37.3
400562	190	22.9	46	26	8.3	2.3	1.1	5.1	0.8	37.82

Sample ID	Zn ppm	La ppm	Ce ppm	Nd ppm	Sm ppm	Eu ppm	Tb ppm	Yb ppm	Lu ppm	Mass g
400563	113	17.3	35	17	4.3	1.1	0.9	4	0.64	36.62
400564	101	19.6	40	16	3.9	1.1	0.6	3.7	0.56	38.21
400565	56	19.5	38	16	3.8	0.9	0.8	3	0.46	36.88
400566	71	18	36	17	3.8	1	0.5	3.7	0.53	38.09
400567	114	12	21	-5	1.5	0.5	-0.5	1.8	0.34	26.81
400568	-50	7.3	15	7	2.1	0.7	-0.5	3.1	0.48	37.13
400569	139	10.3	24	6	2.4	0.8	0.8	7.4	1.09	37.34
400570	101	10.2	24	-5	2.9	0.9	-0.5	3.2	0.48	37.28
400571	87	12.3	22	8	2.8	0.9	-0.5	2.8	0.46	38.69
400572	100	10.2	21	10	2.7	0.9	-0.5	3.2	0.5	36.08
400551	58	29.4	66	25	6.2	1.5	0.6	2.9	0.54	27.06
400552	177	23.8	49	18	4.8	1.1	-0.5	2.7	0.46	26.42
400553	132	23	48	21	4.8	1.1	-0.5	2.7	0.45	28.29
400554	119	21.8	47	17	4.6	1.1	0.7	2.5	0.4	26.51
400555	129	14.1	28	11	3.1	0.9	-0.5	2.9	0.45	36.12
400556	109	9.7	23	9	2.3	0.7	-0.5	2.9	0.44	31.17
400557	72	18.3	33	14	3.5	1	-0.5	2.7	0.42	32.17
400558	62	12.9	24	11	2.7	0.8	0.5	2.2	0.37	32.88
400559	75	17.1	33	14	3.7	1.1	-0.5	3	0.46	33.53
400601	151	19.6	43	15	4.9	1.4	0.8	3.8	0.55	30.96
400602	104	24.2	42	18	4.4	1	0.7	3.8	0.6	32.31
400603	107	25.9	40	19	4.7	1.2	0.7	3.5	0.52	31.85
400604	102	20.6	35	14	3.7	0.9	0.5	2.6	0.43	32.17
400605	111	29.8	44	22	4.6	1.2	0.6	2.7	0.41	31.93
400606	114	18.7	32	12	3.6	1	-0.5	2.7	0.4	32.29
400607	77	22.9	37	19	4.4	1.2	0.6	2.9	0.47	32.22
400608	133	22.5	40	18	4.4	1.2	0.6	3.3	0.5	29.29
400609	121	21.4	39	17	4.8	1.3	0.6	3.9	0.6	33.36
400610	115	23.7	43	16	4.9	1.4	0.6	4.1	0.59	32.46
400611	130	21.6	42	17	3.5	0.7	-0.5	2.4	0.4	27.22
400612	115	26.6	51	20	4.6	1.2	0.6	3.7	0.62	34.32
400301	82	44.4	79	33	7.5	1.8	1.1	4.9	0.74	31.85
400302	-50	35.9	62	26	6	1.7	0.7	5	0.77	39.19
400303	64	36.5	64	23	6.2	1.7	1	4.6	0.71	34.76
400304	110	81.6	139	50	11.8	2.4	1.4	4.8	0.66	27.22
400305	-50	59.2	98	37	8.5	1.8	0.9	3.3	0.5	32.39
400306	85	50.1	94	39	7.7	1.7	0.9	4.2	0.66	33.95
400307	59	28.9	54	20	4.7	1.2	0.8	4.3	0.63	32.94
400308	-50	25.4	48	16	4.1	1	0.6	3.8	0.59	35.59
400309	-50	30.8	51	20	4.9	1.2	0.6	5.2	0.8	40.65
400310	79	97.3	166	65	14.2	3.2	1.6	5	0.74	27.89
400311	87	22.3	58	13	3.9	1.1	0.6	4.4	0.65	35.04
400312	88	20.3	35	18	3.5	1	0.6	3.9	0.6	31.3
400313	53	19.8	38	19	3.9	1.2	-0.5	4.1	0.63	31.54
400314	71	20.8	41	14	4.1	1.3	0.9	4.5	0.69	29.26
400315	66	25.7	48	18	4.4	1.3	-0.5	4.1	0.65	33.95
400316	76	23.4	40	17	4.3	1.2	0.8	5.1	0.82	34.09
400317	88	24.4	42	19	4.7	1.4	0.9	6.6	1.07	34.61
400318	143	18.9	36	18	4.1	1.3	0.8	4.6	0.72	37.12
400319	-50	2.6	6	-5	0.6	0.3	-0.5	0.9	0.17	44.61
400320	109	13.6	27	13	3.4	1	-0.5	4.1	0.67	33.08
400321	54	16.4	30	12	3.5	1.1	0.6	5	0.77	36.72
328109	74	23	42	17	3.9	1.2	0.7	3.8	0.57	32.79
328110	64	17.9	31	14	3.3	1.1	0.6	4.2	0.67	34.67
328111	64	19.8	37	13	3.6	1	1	4	0.62	36.03
328112	73	23.5	43	19	4.1	1.2	0.7	4.2	0.68	31.68

Sample ID	Zn ppm	La ppm	Ce ppm	Nd ppm	Sm ppm	Eu ppm	Tb ppm	Yb ppm	Lu ppm	Mass g
328113	57	23.6	40	11	4.3	1.2	0.7	3.4	0.53	38.54
328114	252	19.5	35	11	3.9	0.9	0.9	2.7	0.42	24.94
328140	174	9	21	9	3.4	1	0.8	2.5	0.38	31.28
328142	195	21.9	46	20	7.3	2.1	1.1	4.9	0.75	25.84
328143	356	21.6	44	17	4.1	1.2	0.7	2.4	0.38	27.22
328144	307	20.2	41	9	4.2	1.1	1	2.2	0.38	29.26
328145	191	20.5	37	9	4.1	1	-0.5	2	0.36	28.05
328146	203	10	22	10	3.8	1.1	0.8	3.7	0.6	34.41
328147	198	12.1	25	13	3.9	1.2	1	3.8	0.51	37.61
328148	282	7.9	17	12	3.7	1.2	0.9	3.6	0.6	34.14
328149	385	52.2	104	43	10.2	2.6	0.9	4.2	0.62	26.06
328150	240	20.7	39	13	4.3	1.1	-0.5	2	0.33	27.32
400333	185	10.4	23	-5	4	1.4	-0.5	2.5	0.36	28.16
400334	198	14.9	35	18	6.1	1.7	0.9	4.8	0.71	31.51
400335	247	15	34	10	4.8	1.3	0.7	3.5	0.56	32.94
400336	176	15.2	32	14	4	1.3	-0.5	2.7	0.44	33.07
400337	174	17.6	41	19	7.3	1.9	-0.5	7	1.06	33.16
400338	209	16	39	11	5.6	2	-0.5	3.7	0.55	23.39
400339	149	20.4	48	20	8.4	2.1	1.4	8.5	1.25	29.76
400340	150	18.3	40	20	6.9	2	1.4	5.4	0.81	24.04
400341	176	17.5	36	18	5.9	1.7	1.4	4.7	0.74	33.2
400342	180	26.1	44	20	5.4	1.5	1	2.6	0.37	31.92
400343	139	17.7	30	9	4	1.2	0.6	2	0.34	33.02
400344	162	19.5	35	18	5.1	1.6	1.1	2.9	0.42	35.61
400345	147	18.3	31	12	5.1	1.4	1.3	3.5	0.52	30.73
328115	184	14.5	28	17	4.8	1.4	1.1	3.7	0.58	33.74
328116	156	14.1	26	14	4	1.3	-0.5	2.7	0.43	31.12
328117	86	17	28	8	3	0.9	-0.5	1.1	0.17	35.45
328118	182	13.4	26	10	3.6	1	0.6	2.8	0.45	34.97
328119	167	22.6	39	20	4.6	1.3	0.5	2.8	0.44	34.66
328120	203	9.5	20	10	3.5	1	-0.5	2.6	0.41	27.94
328121	125	30.8	50	19	4.8	1.5	-0.5	1.8	0.27	29.7
328122	131	11.1	24	11	4.2	1.5	-0.5	3.5	0.54	33.53
328187	120	9.1	22	11	4.9	1.7	1.1	3.9	0.58	19.17
328188	157	13.3	30	15	5.1	1.8	0.8	3.3	0.47	26.49
328189	154	10.8	23	12	3.8	1.2	0.8	3.1	0.47	26.87
328195	214	15.1	26	15	4	1.2	-0.5	3	0.51	27.67
328196	258	12.3	30	13	5.9	1.8	1.5	4.8	0.77	23.33
328197	178	12.3	28	14	5.8	1.8	1.3	5.3	0.77	25.08
328198	176	11.1	23	9	4.1	1.5	1	4	0.61	36.28
328199	147	10.5	23	9	4.1	1.4	1	5.6	0.91	34.05
328200	157	14.5	30	13	4.3	1.3	0.6	3.1	0.5	30.72
400576	189	7.2	17	5	2.2	0.8	0.6	3	0.48	34.92
400577	100	9.9	21	-5	2.7	1	0.6	5.4	0.87	33.97
400578	100	7.4	15	-5	2.7	1	-0.5	4.3	0.68	34
328132	143	13.2	29	18	5.6	1.8	1.4	3.6	0.54	19.4
328133	167	5.9	15	9	2.6	0.9	-0.5	2.4	0.38	24.34
328134	103	12.9	24	11	4	1.4	-0.5	2.8	0.44	30.38
328135	116	12.5	26	15	4	1.1	0.5	2.7	0.44	34.88
328136	158	18.1	35	19	4.9	1.6	0.9	3	0.5	25.76
328137	135	23.9	47	23	5.6	1.6	0.8	2.9	0.51	24.11
328138	95	12.3	25	14	4.2	1.4	0.9	3	0.48	30.28
328139	179	18.8	37	18	5.1	1.5	-0.5	3.8	0.58	35.45
400322	187	10.3	25	15	4.8	1.6	1.1	6	0.92	32.15
400323	127	17	31	16	3.3	1.1	-0.5	1.7	0.28	30.79
400324	187	14.9	31	14	4.6	1.5	0.9	3.8	0.56	32.89

Activation Laboratories Ltd. Work Order: 20746 Report: 20481

Sample ID	Zn	La	Ce	Nd	Sm	Eu	Tb	Yb	Lu	Mass
	ppm	ppm	ppm	ppm	ppm	ppm	ppm	ppm	ppm	g
400325	100	16.5	34	18	5.4	1.4	-0.5	4.1	0.53	8.732
400326	272	18.2	36	12	5.9	1.6	0.6	4	0.58	8.259
400327	326	17.6	33	17	3.3	1.1	-0.5	1.9	0.29	26.33
400328	232	14.4	31	21	5	1.8	1.2	4.4	0.68	29.68
400329	148	13.3	29	17	5	1.7	1	4.3	0.67	30.99
400330	123	9	20	13	3.8	1.4	0.6	3.4	0.51	32.3
400331	131	8.3	20	13	3.7	1.3	1	3.5	0.49	33.68
400332	173	16.6	37	24	6	2	1.1	4.6	0.71	29.72
401151	57	22.9	44	17	4	1.4	0.9	4.3	0.7	33.84
401152	60	24.1	39	19	4.4	1.4	1	5.3	0.83	42.46
401153	-50	16.7	32	15	3.5	1.1	0.7	4.8	0.75	39.81
401154	131	20.4	40	18	4.2	1.2	-0.5	5.2	0.89	12.62
401155	116	15.2	32	14	3.4	1.1	0.7	4.4	0.67	35.8
401156	111	17.1	41	-5	3.8	1.1	-0.5	4.4	0.54	6.204
401157	-50	22.1	36	19	4.1	1.2	0.9	5.4	0.87	41.74
401158	68	24.1	38	22	4.3	1.3	0.8	4.2	0.66	33.95
328101	-50	24.3	48	20	4.1	1.1	0.8	5.6	0.87	30
328102	97	15.2	31	14	3.4	1.2	0.6	5.9	0.91	23.02
328103	183	15.9	36	16	3.7	1.1	1	4.4	0.71	31.77
328104	266	17.7	36	17	4	1.2	0.9	5.1	0.82	32.73
328105	97	15.1	45	15	4.5	1.4	1.2	5.4	0.84	12.78
328106	168	8.9	19	14	3.3	1.1	0.7	3.1	0.48	21.83
328107	166	11.2	26	17	4.5	1.5	0.8	3.8	0.67	16.93
328108	153	21	47	16	5.6	1.6	0.8	4.1	0.65	13.07
400573	107	8.2	18	-5	3.3	1.2	1.1	3.7	0.57	17.61
400574	158	9.6	22	11	3.8	1.4	0.8	3.5	0.56	19.65
400575	211	10.3	22	19	4.2	1.6	-0.5	4.1	0.66	13.45
400579	274	10.8	28	13	4.2	1.4	-0.5	4.8	0.84	16.55
400580	211	9.8	26	14	3.8	1.4	0.9	4.6	0.7	21.92
DMMAS-14-2374	270	13	23	10	4.1	1.3	-0.5	3.6	0.54	25.69
DMMAS-14-2373	256	13	21	14	4.1	1.3	-0.5	5.6	0.54	25.14
DMMAS-14-2371	237	12.7	23	10	4	1.3	1	3.7	0.54	25.16
DMMAS-14-2370	265	13	24	10	4	1.3	-0.5	3.4	0.52	25.85
DMMAS-14-2366	226	13.3	22	9	3.8	1.3	0.7	3.4	0.52	25.09
DMMAS-14-2365	289	12.8	23	9	3.9	1.3	-0.5	3.5	0.52	25.01
DMMAS-14-2363	280	12.8	22	9	3.9	1.2	0.8	3.4	0.52	25.5
DMMAS-14-2361	250	13.1	23	13	4	1.2	0.9	3.5	0.53	25.18
DMMAS-14-2360	268	12.8	22	12	3.8	1.3	0.9	3.4	0.52	25.02
DMMAS-14-2359	267	13	23	12	4	1.2	1	3.5	0.53	25.51
DMMAS-14-2358	261	12.1	25	11	3.9	1.1	0.9	3.4	0.51	25.07
Accepted Value-DMMAS-14	255+-60	13.4+-1	24+-2	12+-2	4.0+-0.4	1.3+-0.2	1.0+-0.4	3.6+-0.2	0.54+-0.03	

Activation Laboratories Ltd. Work Order No. 20746 Report No. 20481B

'Near Total' Digestion Analysis

SAMPLE	Ag	Cd	Cu	Mn	Mo	Ni	Pb	Zn	Al	Be	Bi	Ca	K	Mg	P	Sr	Ti	V	Y	S
	ppm	ppm	ppm	ppm	ppm	ppm	ppm	ppm	%	ppm	ppm	%	%	%	%	ppm	%	ppm	ppm	%
328051	0.3	0.4	179	462	36	15	33	86	6.91	4	-2	0.47	3.72	1.11	0.167	68	0.49	705	13	0.239
328052	1.7	6.5	259	139	65	279	23	675	2.19	-1	6	-0.01	1.13	0.31	0.022	15	0.08	503	10	12.065
328053	0.4	-0.3	14	181	2	4	16	49	5.45	-1	-2	1.67	0.61	0.45	0.040	163	0.14	17	12	0.803
328054	-0.3	-0.3	3	136	3	-1	-3	71	4.82	-1	-2	0.54	0.66	0.08	0.023	91	0.15	8	13	0.013
328055	0.4	0.4	270	445	7	13	9	85	6.26	-1	-2	3.50	1.07	0.78	0.015	209	0.33	221	7	1.268
328056	0.7	1.2	313	297	9	25	22	261	5.59	-1	-2	3.74	0.40	0.22	0.013	195	0.34	317	5	3.395
328057	0.8	2.5	212	378	11	19	16	146	4.99	-1	-2	3.10	0.29	0.41	0.012	120	0.12	51	9	3.069
328058	-0.3	-0.3	184	1277	11	16	11	128	5.40	-1	-2	4.75	0.12	0.63	0.005	140	0.30	307	2	0.880
328059	0.3	-0.3	135	226	6	-1	-3	23	5.36	-1	-2	0.95	0.32	0.68	0.019	127	0.14	29	10	1.051
400451	0.3	0.5	13	935	2	23	12	56	5.21	1	-2	1.88	1.22	0.99	0.038	189	0.38	97	25	0.017
400452	-0.3	-0.3	24	944	-1	17	12	67	5.44	2	-2	2.07	1.51	0.85	0.071	217	0.43	92	35	0.047
400452/R	-0.3	-0.3	18	916	-1	16	8	64	5.53	2	-2	2.21	1.50	0.81	0.076	236	0.36	79	36	0.044
400453	1.1	1.5	1949	1328	13	40	671	925	4.43	2	-2	2.17	1.13	1.17	0.090	212	0.40	108	27	1.456
400454	1.2	2.6	612	1059	6	112	123	1032	5.39	2	-2	3.43	1.35	2.04	0.070	416	0.33	143	24	2.347
400455	-0.3	-0.3	16	1593	3	45	16	70	6.17	1	-2	3.21	1.01	1.47	0.036	314	0.46	146	28	0.046
400456	-0.3	0.3	22	1348	3	33	27	72	5.94	2	-2	2.74	1.18	1.06	0.037	317	0.46	143	28	0.022
400457	-0.3	0.4	26	1335	-1	45	20	80	6.05	1	-2	3.50	1.01	1.60	0.056	428	0.47	170	29	0.029
400458	-0.3	0.4	16	1308	4	53	25	64	6.27	1	-2	2.96	1.08	1.41	0.038	305	0.41	143	26	0.030
400459	-0.3	1.8	44	1889	3	95	23	141	6.61	1	-2	3.08	1.12	2.69	0.054	261	0.47	206	26	0.078
400460	-0.3	-0.3	28	1448	1	23	15	66	6.75	2	-2	3.28	0.98	1.64	0.062	337	0.64	169	32	0.031
400461	-0.3	-0.3	87	1275	2	57	18	130	6.23	1	-2	1.73	1.00	2.26	0.042	159	0.45	152	25	0.046
400462	-0.3	1.0	32	1122	1	83	13	63	7.36	-1	-2	4.51	0.73	2.16	0.048	288	0.51	242	28	0.017
400463	-0.3	1.0	48	1737	3	73	28	121	7.03	-1	-2	3.12	0.50	2.44	0.049	222	0.55	271	30	0.151
400464	-0.3	0.9	25	1446	2	47	20	100	7.51	1	-2	3.92	0.63	2.14	0.049	368	0.75	266	37	0.049
400465	-0.3	-0.3	34	1346	3	49	25	103	7.52	1	-2	4.09	0.49	2.09	0.053	372	0.76	275	41	0.052
400466	-0.3	0.9	14	1698	4	55	25	62	7.26	-1	-2	5.68	0.46	1.63	0.030	429	0.41	215	31	0.010
400467	-0.3	-0.3	18	1603	2	62	31	64	7.49	1	-2	5.30	0.62	1.90	0.036	398	0.41	200	30	0.010
400468	-0.3	-0.3	14	1474	3	28	29	75	6.71	1	-2	3.65	1.21	1.14	0.059	413	0.55	159	34	0.011
400469	-0.3	0.5	48	1463	3	77	16	101	7.26	1	-2	3.63	0.63	2.72	0.050	288	0.60	245	29	0.039
400480	-0.3	-0.3	26	1332	3	54	4	89	6.53	2	-2	3.10	1.02	2.05	0.070	189	0.86	122	31	0.010
400483	-0.3	-0.3	10	1159	2	55	22	98	7.45	2	-2	3.39	0.53	2.12	0.048	257	0.55	109	23	0.011
400484	-0.3	-0.3	15	1105	3	44	21	75	7.32	3	-2	2.66	0.93	1.50	0.068	247	0.58	97	27	0.004
400485	-0.3	-0.3	12	963	2	47	22	66	7.13	3	-2	2.74	0.84	1.63	0.069	236	0.58	96	26	0.002
400486	-0.3	0.4	18	1017	2	45	19	67	6.82	3	-2	2.77	0.83	1.51	0.066	246	0.56	92	26	0.002
400487	-0.3	-0.3	19	1245	2	47	27	95	6.74	3	-2	2.80	0.81	1.52	0.062	206	0.64	97	27	0.008
400487/R	-0.3	0.8	19	1220	2	42	23	93	6.71	3	-2	2.71	0.80	1.49	0.060	210	0.66	95	27	0.006
400488	-0.3	-0.3	14	1365	3	57	14	66	7.03	3	-2	2.98	0.78	1.96	0.059	261	0.53	108	24	0.013
400489	-0.3	-0.3	7	1511	2	25	10	68	5.82	-1	-2	4.47	0.46	2.54	0.063	175	0.81	116	20	0.010
400490	-0.3	-0.3	25	1279	3	29	7	88	8.92	2	-2	4.39	0.19	1.91	0.155	497	0.97	158	28	0.061
400491	-0.3	-0.3	15	1180	3	50	7	70	6.36	2	-2	2.99	0.57	1.38	0.087	374	0.81	102	21	0.008
400492	-0.3	0.5	3	1388	3	70	5	65	5.32	1	-2	2.63	0.86	1.31	0.031	217	0.35	44	23	0.012
400493	-0.3	0.4	13	1455	2	57	5	67	5.84	1	-2	2.55	0.81	1.41	0.062	246	0.90	107	24	0.053
400494	-0.3	-0.3	10	1206	1	43	4	48	6.37	2	-2	2.78	0.72	1.43	0.060	297	0.57	87	22	0.022
399597	0.5	0.4	9	1940	3	36	15	94	6.50	1	-2	5.03	0.56	2.28	0.104	204	1.11	86	43	0.015
400598	-0.3	0.7	16	1377	2	27	8	51	6.19	1	-2	4.89	0.68	2.13	0.272	202	1.24	116	48	-0.001
400599	-0.3	-0.3	11	1480	2	31	14	80	5.98	1	-2	4.52	0.65	1.95	0.191	189	0.89	80	38	0.005
400470	-0.3	0.5	27	1612	2	90	15	138	5.75	2	-2	2.10	1.01	2.18	0.081	165	0.77	135	26	0.021
400471	-0.3	-0.3	217	1470	2	92	6	70	7.32	2	-2	4.30	0.40	2.82	0.109	370	0.97	158	24	0.065

Clients are advised to obtain assays for Ag>100 ppm and Pb>5000 ppm due to potential solubility problems.
Values for Cu, Ni, Zn, Mo greater than 1% should be assayed if accuracy better than+/-10-15% is required.
Values above 1% are for informational purposes only and should not be relied upon for promotional or ore reserve calculations. Assays are recommended for this purpose.
Sulphur will precipitate in samples containing massive sulphides.

Adrienne I. Rittau, B.Sc., C.Chem
ICP Technical Manager

Negative values indicate less than the reporting limit
99999 indicates greater than 10%

'Near Total' Digestion Analysis

SAMPLE	Ag	Cd	Cu	Mn	Mo	Ni	Pb	Zn	Al	Be	Bi	Ca	K	Mg	P	Sr	Ti	V	Y	S
	ppm	ppm	ppm	ppm	ppm	ppm	ppm	ppm	%	ppm	ppm	%	%	%	%	ppm	%	ppm	ppm	%
400472	-0.3	0.4	48	749	2	14	36	134	7.78	1	-2	3.75	0.32	1.63	0.063	339	0.64	158	32	0.058
400473	-0.3	-0.3	15	1223	3	12	10	66	8.13	2	-2	3.66	0.28	1.53	0.141	508	0.73	136	21	0.014
400473/R	-0.3	0.6	22	1269	3	13	10	70	8.50	2	-2	4.00	0.31	1.64	0.158	531	0.81	142	22	0.015
400474	-0.3	0.5	8	1064	3	16	17	57	6.32	2	-2	2.57	0.79	1.18	0.083	356	0.62	95	19	0.014
400475	-0.3	-0.3	12	943	2	15	10	64	7.86	2	-2	3.73	0.33	1.12	0.133	500	0.76	124	23	0.010
400476	-0.3	-0.3	12	499	3	35	18	66	5.81	2	-2	1.74	1.36	1.98	0.024	138	0.42	124	24	0.046
400477	-0.3	-0.3	15	435	2	45	14	46	5.33	2	-2	1.69	1.00	1.93	0.017	139	0.40	96	12	0.036
400479	-0.3	0.3	18	1153	3	52	14	69	6.08	2	-2	2.76	0.86	1.96	0.044	191	0.79	87	25	0.013
400560	-0.3	-0.3	11	1574	3	48	9	70	5.91	1	-2	3.92	0.48	2.36	0.079	172	1.20	118	29	0.009
400561	-0.3	0.4	17	1032	2	49	13	69	5.83	2	-2	3.36	0.79	2.27	0.049	198	0.72	119	21	0.010
400562	-0.3	0.6	36	1821	3	40	9	126	5.93	1	-2	5.65	0.60	2.59	0.309	192	1.30	168	48	0.020
400563	-0.3	-0.3	38	1215	2	45	10	65	6.47	1	-2	4.32	0.74	2.44	0.032	205	0.74	128	34	0.008
400564	-0.3	-0.3	14	1241	2	44	6	68	5.75	1	-2	3.58	0.93	2.29	0.042	197	0.90	144	27	0.004
400565	-0.3	-0.3	18	1078	4	49	16	67	5.88	2	-2	3.53	0.90	2.06	0.057	205	0.72	123	27	0.014
400566	-0.3	0.4	20	1379	2	41	7	68	5.40	1	-2	3.65	0.90	1.89	0.042	194	0.58	106	25	0.038
400567	-0.3	-0.3	16	590	3	172	10	79	5.13	2	-2	1.29	1.26	3.25	0.023	116	0.39	121	9	0.020
400568	-0.3	-0.3	8	1058	2	17	6	59	6.35	-1	-2	4.49	0.29	2.00	0.017	237	0.61	118	25	-0.001
400569	-0.3	-0.3	14	1801	2	28	10	97	6.32	1	2	3.02	0.64	1.61	0.034	172	0.47	104	62	0.008
400570	-0.3	-0.3	23	1859	3	44	11	85	6.80	1	-2	5.54	0.54	2.88	0.050	199	0.72	226	26	0.019
400571	-0.3	0.6	20	1409	3	31	4	61	6.51	1	-2	4.81	0.56	2.05	0.041	258	0.75	110	22	0.006
400572	-0.3	-0.3	8	1449	1	29	13	61	6.47	1	-2	4.43	0.58	2.23	0.026	206	0.35	51	24	0.014
400551	-0.3	-0.3	27	580	1	43	22	81	6.49	2	-2	2.51	1.02	1.56	0.083	187	0.43	92	29	0.008
400552	-0.3	0.6	26	618	3	45	22	110	6.09	2	-2	2.15	0.87	1.43	0.063	186	0.39	84	23	0.008
400553	-0.3	0.3	21	564	2	44	23	72	6.30	3	-2	2.38	0.94	1.47	0.067	197	0.40	94	23	0.003
400554	-0.3	-0.3	23	592	-1	47	17	89	6.26	3	-2	2.25	0.95	1.53	0.065	196	0.37	92	23	0.003
400555	-0.3	-0.3	13	1468	2	32	9	90	5.82	1	-2	4.64	0.39	2.09	0.042	259	0.74	153	23	0.009
400555/R	-0.3	0.5	13	1441	3	32	16	89	6.26	1	-2	4.51	0.41	2.11	0.045	264	0.71	145	24	0.011
400556	-0.3	-0.3	8	1158	3	19	6	79	6.54	1	-2	3.20	0.60	1.74	0.030	197	0.60	114	20	0.008
400557	-0.3	0.6	14	817	3	40	9	52	5.56	2	-2	3.23	0.73	1.82	0.033	183	0.57	108	21	0.019
400558	-0.3	0.5	9	888	4	43	8	45	5.10	1	-2	3.34	0.59	1.79	0.021	175	0.62	100	19	0.009
400559	-0.3	-0.3	17	1068	2	54	16	55	6.15	1	-2	4.54	0.61	2.61	0.037	184	0.76	138	25	0.007
400601	-0.3	0.3	28	1409	2	47	15	78	6.58	1	-2	4.69	0.49	2.51	0.044	215	0.69	127	30	0.006
400602	-0.3	-0.3	11	1536	-1	38	13	73	5.43	2	-2	2.59	0.84	1.44	0.039	166	0.44	62	30	0.015
400603	-0.3	-0.3	26	1204	2	49	6	84	5.49	2	-2	3.37	0.62	2.03	0.066	190	0.82	137	27	0.003
400604	-0.3	0.4	17	897	-1	87	9	70	5.55	2	-2	3.15	0.97	2.27	0.051	179	0.77	116	20	0.008
400605	-0.3	-0.3	32	1412	1	186	6	71	6.14	2	-2	3.96	0.71	3.23	0.047	182	0.69	138	26	0.008
400606	-0.3	-0.3	18	1255	2	145	10	67	5.63	1	-2	4.03	0.72	3.07	0.040	175	0.71	141	22	0.012
400607	-0.3	0.3	26	992	2	212	-3	80	6.21	2	-2	3.88	0.81	2.96	0.059	206	0.75	139	26	0.014
400608	-0.3	0.4	12	1417	2	47	22	59	5.85	2	-2	3.16	0.92	1.92	0.040	192	0.79	115	28	0.008
400609	-0.3	-0.3	12	1809	3	31	13	83	6.71	2	-2	5.52	0.65	2.58	0.062	179	0.78	185	41	0.005
400610	-0.3	-0.3	15	1222	-1	28	12	75	6.41	2	-2	4.38	0.75	2.10	0.059	188	0.83	131	40	0.007
400610/R	-0.3	0.6	15	1165	3	27	10	73	4.86	2	-2	4.27	0.66	1.91	0.053	175	0.84	133	30	0.007
400611	-0.3	-0.3	14	1693	3	54	13	102	5.80	2	-2	1.77	1.03	1.65	0.042	136	0.49	95	18	0.007
400612	-0.3	-0.3	20	1350	-1	40	17	74	5.31	2	-2	2.48	1.13	1.34	0.047	171	0.69	77	29	0.012
400301	-0.3	-0.3	10	1350	4	22	36	58	6.39	3	-2	4.16	1.84	1.37	0.050	405	0.55	111	40	0.005
400302	-0.3	-0.3	6	1361	5	14	27	41	6.60	2	-2	4.21	1.46	1.19	0.027	439	0.47	95	44	0.004
400303	-0.3	-0.3	6	1030	2	16	21	32	6.32	2	-2	3.76	1.55	1.00	0.016	450	0.46	88	37	0.005
400304	-0.3	-0.3	15	1031	2	108	29	58	7.88	3	-2	4.12	2.13	2.27	0.077	718	0.40	99	49	0.018
400305	-0.3	-0.3	15	900	2	34	29	48	7.52	3	-2	3.12	3.05	1.23	0.057	496	0.39	73	42	0.007
400306	-0.3	0.5	45	998	9	32	71	68	7.36	3	-2	3.07	2.79	1.17	0.109	420	0.67	110	46	0.237
400307	-0.3	-0.3	30	1405	4	17	35	60	6.49	2	-2	2.95	2.31	1.26	0.027	292	0.40	79	36	0.010
400308	-0.3	-0.3	5	1022	10	12	34	46	6.58	3	-2	2.44	2.54	0.92	0.021	274	0.50	72	35	0.014
400309	-0.3	-0.3	5	1136	3	9	23	32	6.10	2	-2	2.86	2.18	0.80	0.022	280	0.45	62	40	0.005

Negative values indicate less than the reporting limit
99999 indicates greater than 10%

'Near Total' Digestion Analysis

SAMPLE	Ag	Cd	Cu	Mn	Mo	Ni	Pb	Zn	Al	Be	Bi	Ca	K	Mg	P	Sr	Ti	V	Y	S
	ppm	ppm	ppm	ppm	ppm	ppm	ppm	ppm	%	ppm	ppm	%	%	%	%	ppm	%	ppm	ppm	%
400310	-0.3	-0.3	14	1040	-1	153	39	75	8.20	3	-2	4.50	1.92	2.98	0.115	872	0.43	108	54	0.007
400311	-0.3	0.3	38	1227	3	27	16	61	5.49	2	-2	3.29	0.74	1.59	0.069	185	0.63	110	31	0.015
400312	-0.3	0.3	12	1146	2	24	42	76	5.59	2	-2	3.17	1.02	1.61	0.050	226	0.60	114	28	0.013
400313	-0.3	-0.3	9	1163	4	25	30	78	6.07	2	-2	3.12	1.18	1.68	0.047	249	0.58	109	28	0.013
400314	-0.3	-0.3	11	1166	2	24	24	73	6.20	2	-2	3.28	1.10	1.69	0.055	256	0.60	108	31	0.014
400315	-0.3	-0.3	71	1153	25	24	24	62	5.79	2	-2	3.25	0.89	1.50	0.056	279	0.64	116	33	0.051
400316	-0.3	0.4	18	1451	2	33	26	72	6.13	2	-2	3.57	0.97	1.95	0.079	196	0.58	109	38	0.011
400317	-0.3	0.7	14	1517	1	29	26	73	5.21	2	-2	3.46	0.86	1.83	0.065	170	0.68	118	36	0.011
400318	-0.3	1.0	37	1005	3	31	12	132	5.05	1	-2	3.09	0.79	1.58	0.041	148	0.51	115	30	0.037
400319	-0.3	2.3	88	247	6	8	4	26	1.05	-1	-2	0.57	0.21	0.36	0.035	43	0.22	54	5	0.906
400320	-0.3	-0.3	21	1184	3	22	15	70	5.72	1	3	2.32	0.72	1.93	0.045	134	0.62	199	25	0.013
400321	-0.3	0.4	13	1336	2	24	25	60	5.28	1	-2	3.05	0.77	1.75	0.032	153	0.71	133	29	0.009
400321/R	-0.3	0.5	14	1362	3	23	20	58	5.04	1	-2	2.87	0.73	1.68	0.035	157	0.74	130	29	0.011
328109	-0.3	-0.3	9	1198	6	23	40	60	5.40	2	2	3.31	0.82	1.46	0.044	318	0.57	106	25	0.023
328110	-0.3	-0.3	8	1179	4	24	18	47	5.34	1	-2	3.25	0.74	1.52	0.033	279	0.54	96	29	0.013
328111	-0.3	0.4	19	1369	4	38	18	69	5.91	2	-2	3.43	0.90	1.93	0.057	209	0.59	130	33	0.023
328112	-0.3	-0.3	18	1222	1	38	24	69	5.93	2	-2	3.44	0.95	1.99	0.063	193	0.49	114	30	0.010
328113	-0.3	0.5	39	874	5	32	16	61	5.50	1	-2	2.40	0.88	1.62	0.045	176	0.44	91	26	0.013
328114	-0.3	1.7	42	1948	2	75	53	201	6.00	1	-2	1.48	1.01	2.43	0.055	130	0.36	174	21	0.044
328140	-0.3	0.7	107	1493	-1	48	-3	132	4.78	-1	-2	0.40	0.28	1.35	0.041	52	1.05	244	16	0.147
328142	-0.3	-0.3	77	1227	-1	83	5	131	5.63	1	-2	2.14	0.36	2.45	0.127	120	0.35	178	43	0.035
328143	-0.3	1.1	128	1426	2	81	12	270	5.51	1	-2	2.77	0.41	2.31	0.056	128	0.97	231	23	0.048
328144	-0.3	0.9	125	1287	2	93	-3	259	6.23	1	-2	2.80	0.45	2.43	0.043	146	0.96	227	23	0.087
328145	-0.3	0.3	58	1526	3	123	10	146	5.71	1	-2	2.51	0.55	2.62	0.061	197	0.73	155	19	0.034
328146	-0.3	1.1	39	1973	3	54	-3	137	6.34	1	-2	5.90	0.38	2.83	0.042	160	0.81	218	33	0.004
328147	-0.3	0.8	92	1511	4	75	3	150	6.58	1	-2	5.54	0.41	2.91	0.063	140	1.12	312	33	0.006
328148	-0.3	0.8	31	1609	3	37	6	164	6.72	1	-2	6.08	0.44	2.93	0.041	205	0.87	252	33	0.006
328148/R	-0.3	0.6	28	1552	2	37	4	153	6.37	1	-2	5.70	0.41	2.74	0.040	195	0.93	233	31	0.007
328149	-0.3	0.7	122	1287	2	140	6	281	6.59	1	-2	2.50	0.45	2.16	0.054	123	0.76	196	42	0.033
328150	-0.3	0.7	122	1301	3	206	15	198	5.34	2	-2	3.23	0.36	4.51	0.078	103	1.19	267	21	0.025
400333	-0.3	0.5	73	1527	2	103	-3	110	6.53	-1	-2	3.17	0.13	3.19	0.059	138	1.17	224	27	0.004
400334	-0.3	0.8	54	1751	1	56	4	131	5.51	1	-2	2.85	0.21	2.60	0.058	120	1.41	246	47	0.008
400335	-0.3	0.9	150	1328	-1	156	6	211	5.60	1	-2	1.99	0.30	2.52	0.045	114	1.03	303	32	0.060
400336	-0.3	0.9	68	1281	5	62	4	142	6.21	1	-2	4.49	0.28	2.71	0.063	189	1.26	297	27	0.014
400337	-0.3	0.8	64	1591	4	86	14	122	5.59	1	-2	3.22	0.22	3.25	0.090	109	1.61	230	39	0.029
400338	-0.3	-0.3	110	1602	-1	104	-3	139	5.63	1	-2	3.15	0.24	3.06	0.071	136	1.44	310	33	0.027
400339	-0.3	0.9	84	1612	2	76	8	116	5.46	1	-2	3.22	0.22	2.82	0.105	116	1.56	220	42	0.023
400340	-0.3	0.8	62	1493	1	77	6	113	5.47	-1	-2	3.17	0.21	2.58	0.067	148	1.05	195	38	0.048
400341	-0.3	0.4	68	1532	-1	76	10	118	5.79	-1	-2	3.18	0.22	2.92	0.054	141	0.58	150	37	0.069
400342	-0.3	-0.3	75	1354	3	70	9	152	6.62	1	-2	3.29	0.49	2.86	0.066	189	1.08	249	30	0.013
400343	-0.3	0.8	102	1304	5	80	5	100	5.96	1	-2	4.69	0.27	3.24	0.045	171	1.50	357	18	0.011
400344	-0.3	-0.3	94	1354	-1	170	-3	123	5.30	1	-2	4.89	0.26	4.00	0.079	138	1.77	270	30	0.029
400345	-0.3	0.5	46	1585	1	64	-3	128	5.85	1	-2	3.61	0.26	2.59	0.057	184	1.21	195	33	0.023
400345/R	-0.3	-0.3	39	1608	2	65	13	125	5.90	1	-2	3.92	0.26	2.48	0.061	189	0.92	146	35	0.023
328115	-0.3	0.5	36	1489	4	85	5	154	6.14	1	-2	5.34	0.38	2.88	0.048	168	0.96	206	31	0.011
328116	-0.3	-0.3	538	1603	4	97	13	113	6.17	1	-2	5.61	0.36	2.59	0.114	141	1.41	301	23	0.127
328117	-0.3	-0.3	120	920	4	92	23	76	6.06	-1	-2	5.77	0.36	2.40	0.038	207	0.77	293	9	0.039
328118	-0.3	0.5	53	1655	3	152	12	113	6.03	1	-2	4.78	0.30	3.58	0.042	162	0.92	266	26	0.030
328119	-0.3	0.4	49	1528	-1	95	3	124	6.68	1	-2	5.25	0.39	3.58	0.067	205	0.99	251	26	0.017
328120	-0.3	0.9	86	1755	2	65	-3	156	5.53	-1	-2	0.59	0.31	1.77	0.042	58	0.75	210	18	0.100
328121	-0.3	0.3	56	801	1	80	9	82	5.78	-1	-2	0.71	1.12	0.98	0.060	158	0.56	117	14	0.028
328122	-0.3	-0.3	85	1475	2	105	6	107	6.54	-1	-2	6.54	0.30	3.25	0.058	313	0.80	313	26	0.093
328187	-0.3	0.6	77	1021	3	77	22	110	6.77	-1	-2	3.88	0.28	2.92	0.036	152	0.81	312	30	0.025

Negative values indicate less than the reporting limit
99999 indicates greater than 10%

'Near Total' Digestion Analysis

SAMPLE	Ag	Cd	Cu	Mn	Mo	Ni	Pb	Zn	Al	Be	Bi	Ca	K	Mg	P	Sr	Ti	V	Y	S
	ppm	ppm	ppm	ppm	ppm	ppm	ppm	ppm	%	ppm	ppm	%	%	%	%	ppm	%	ppm	ppm	%
328188	-0.3	0.8	79	1591	3	104	6	127	6.14	1	-2	2.75	0.35	3.14	0.071	150	1.30	340	29	0.065
328189	-0.3	0.4	103	1449	2	171	-3	99	5.09	-1	-2	1.46	0.33	2.97	0.046	66	1.10	244	19	0.049
328195	-0.3	1.7	67	1799	3	126	7	184	5.60	1	-2	0.93	1.31	1.50	0.035	73	0.73	201	22	0.017
328196	-0.3	1.1	69	1620	2	61	3	175	6.14	-1	-2	1.49	0.25	2.71	0.052	81	1.32	277	41	0.040
328197	-0.3	1.0	154	1532	2	51	4	126	6.09	1	-2	1.95	0.59	2.55	0.070	102	1.16	343	44	0.154
328197/R	-0.3	0.5	159	1594	3	51	14	128	6.31	1	-2	2.05	0.60	2.62	0.080	108	1.28	366	46	0.156
328198	-0.3	0.5	31	1262	3	81	-3	134	7.07	1	-2	5.47	0.39	3.51	0.058	166	1.06	222	34	0.011
328199	-0.3	0.9	23	1351	2	56	-3	116	6.37	1	-2	4.85	0.37	2.59	0.038	136	1.28	237	39	0.016
328200	-0.3	0.5	74	1390	3	115	9	115	7.50	1	-2	5.47	0.46	3.17	0.059	211	0.97	252	26	0.020
400576	-0.3	-0.3	81	1503	4	101	18	135	6.39	-1	-2	5.45	0.55	3.67	0.028	152	0.45	233	22	0.044
400577	-0.3	0.4	19	1921	2	34	5	88	6.15	1	-2	4.41	0.58	2.45	0.022	168	0.56	167	38	0.010
400578	-0.3	0.4	38	1802	3	52	16	114	6.63	-1	-2	5.50	0.39	3.35	0.020	176	0.68	244	31	0.018
328132	-0.3	-0.3	52	1175	-1	46	4	113	5.43	-1	-2	1.04	0.35	1.76	0.047	95	1.13	387	44	0.034
328133	-0.3	-0.3	87	1424	2	114	-3	143	5.71	-1	-2	0.55	1.26	1.64	0.055	53	1.10	307	13	0.035
328134	-0.3	0.7	53	1487	2	74	-3	94	6.56	-1	-2	4.89	0.32	2.99	0.039	192	1.07	261	28	0.020
328135	-0.3	0.3	55	1608	4	124	-3	101	6.42	-1	-2	6.57	0.29	3.40	0.070	269	0.73	319	25	0.045
328136	-0.3	-0.3	67	1407	3	77	12	116	5.91	-1	-2	2.22	0.48	2.24	0.052	217	0.88	234	25	0.024
328137	-0.3	0.3	71	1182	1	82	-3	109	5.46	-1	-2	1.77	0.67	1.62	0.062	213	0.66	182	24	0.064
328138	-0.3	0.3	33	1264	1	43	-3	54	4.87	-1	-2	3.03	0.19	1.49	0.013	156	1.36	168	28	0.006
328139	-0.3	0.9	69	1424	3	78	9	131	5.81	1	-2	3.62	0.34	2.55	0.067	158	1.32	288	30	0.043
400322	-0.3	1.0	24	1222	3	60	4	117	5.89	1	-2	3.96	0.25	2.47	0.052	109	1.05	218	36	0.022
400323	-0.3	-0.3	86	781	1	193	6	87	5.73	-1	-2	2.63	0.44	3.10	0.039	170	0.72	174	12	0.043
400324	-0.3	0.4	41	1451	3	77	5	125	5.52	-1	-2	3.44	0.28	2.60	0.042	147	0.95	236	28	0.007
400325	-0.3	-0.3	72	1575	4	135	9	125	5.89	1	-2	4.76	0.34	2.97	0.058	166	1.06	209	32	0.012
400326	-0.3	-0.3	56	1243	2	82	16	249	6.83	1	-2	4.16	0.62	2.47	0.100	168	0.88	148	34	0.253
400327	-0.3	-0.3	27	862	2	89	25	260	5.99	1	-2	3.07	1.05	2.18	0.044	167	0.42	119	15	0.027
400328	-0.3	0.8	81	1971	3	96	8	164	5.88	1	-2	3.12	0.23	2.71	0.054	144	1.28	340	32	0.049
400329	-0.3	0.8	50	1674	1	101	-3	124	5.77	1	-2	3.13	0.23	2.85	0.064	134	1.33	341	32	0.044
400330	-0.3	0.6	69	1214	1	111	11	94	6.20	-1	-2	3.80	0.16	3.09	0.047	123	1.11	295	27	0.027
400330/R	-0.3	-0.3	55	1660	2	108	-3	92	5.98	-1	-2	3.75	0.15	3.04	0.048	120	1.10	294	27	0.025
400331	-0.3	0.4	56	1351	4	96	9	92	6.06	-1	-2	5.09	0.22	3.29	0.049	142	1.05	298	27	0.096
400332	-0.3	-0.3	62	1241	-1	71	-3	124	5.44	1	-2	2.25	0.15	2.67	0.084	91	1.60	292	36	0.014
401151	-0.3	-0.3	11	1046	13	35	27	57	4.69	1	-2	2.92	0.66	1.74	0.050	218	0.61	118	27	0.019
401152	-0.3	0.3	16	1119	3	24	8	43	5.04	1	-2	2.81	0.65	1.60	0.060	176	0.63	105	33	0.011
401153	-0.3	-0.3	7	1184	4	23	15	46	5.05	2	-2	3.02	0.64	1.66	0.055	171	0.65	103	33	0.009
401154	-0.3	0.7	19	1301	3	37	22	87	5.92	2	-2	2.58	0.93	2.01	0.044	188	0.43	133	27	0.074
401155	-0.3	1.0	13	1334	3	41	22	95	5.52	1	-2	2.80	0.82	1.88	0.038	167	0.55	116	32	0.014
401156	-0.3	0.7	21	1208	3	57	31	120	5.09	1	-2	2.39	0.71	1.92	0.035	151	0.48	131	26	0.020
401157	-0.3	0.4	18	1451	4	35	5	61	5.51	1	-2	2.60	0.70	1.74	0.045	170	0.77	119	35	0.010
401158	-0.3	-0.3	15	1111	2	34	10	53	5.58	2	-2	2.57	0.82	1.67	0.045	183	0.61	117	29	0.008
328101	-0.3	0.4	17	1678	9	17	18	46	4.95	1	-2	2.78	0.53	1.31	0.026	170	0.68	105	32	0.029
328102	-0.3	0.6	19	1779	2	28	11	86	5.08	1	-2	2.94	0.53	1.63	0.023	146	0.46	128	27	0.025
328103	-0.3	1.3	34	1686	2	39	19	157	5.25	2	-2	2.89	0.64	1.78	0.058	148	0.64	141	31	0.033
328104	-0.3	1.9	30	1835	2	34	10	239	5.51	1	-2	2.97	0.67	1.75	0.062	148	0.64	128	35	0.025
328104/R	-0.3	2.2	28	1853	-1	36	11	238	5.81	2	-2	3.21	0.70	1.88	0.057	151	0.46	100	35	0.027
328105	-0.3	0.5	196	1995	4	274	24	103	5.70	1	-2	3.06	0.56	2.05	0.044	138	0.65	154	27	0.057
328106	-0.3	-0.3	68	1441	2	88	16	119	7.09	-1	-2	1.45	0.83	4.64	0.068	69	0.61	297	23	0.310
328107	-0.3	-0.3	32	1348	2	27	10	95	6.11	-1	-2	2.06	0.42	2.82	0.042	153	0.72	260	27	0.051
328108	-0.3	1.3	20	1455	2	215	8	139	4.91	1	-2	1.69	0.45	3.89	0.068	102	0.72	150	27	0.023
400573	-0.3	1.2	43	1733	3	26	14	127	5.60	-1	-2	1.28	0.26	1.96	0.033	87	0.70	292	20	0.026
400574	-0.3	0.3	39	1272	2	23	4	110	5.69	-1	-2	1.87	0.33	1.89	0.035	105	0.72	298	25	0.026
400575	-0.3	0.3	30	1291	2	13	-3	101	5.53	-1	-2	1.94	0.25	2.19	0.037	112	0.69	354	23	0.034
400579	-0.3	0.7	104	1625	2	57	5	176	5.60	-1	-2	4.31	0.30	2.59	0.043	133	0.65	227	26	0.063

Negative values indicate less than the reporting limit
99999 indicates greater than 10%

Activation Laboratories Ltd. Work Order No. 20746 Report No. 20481B

'Near Total' Digestion Analysis

SAMPLE	Ag	Cd	Cu	Mn	Mo	Ni	Pb	Zn	Al	Be	Bi	Ca	K	Mg	P	Sr	Ti	V	Y	S
	ppm	ppm	ppm	ppm	ppm	ppm	ppm	ppm	%	ppm	ppm	%	%	%	%	ppm	%	ppm	ppm	%
400580	-0.3	-0.3	57	1531	2	41	3	146	5.58	-1	-2	4.11	0.35	2.35	0.029	134	0.62	209	26	0.035
-Blank Tray#	-0.3	0.3	1	-1	-1	-1	-3	4	0.06	-1	-2	-0.01	-0.01	-0.01	0.001	-1	-0.01	-2	-1	0.005
-Blank Tray #	-0.3	-0.3	-1	-1	-1	-1	-3	2	-0.01	-1	-2	-0.01	-0.01	-0.01	-0.001	-1	-0.01	-2	-1	0.001
-Blank Tray #	-0.3	-0.3	-1	-1	-1	-1	-3	2	-0.01	-1	-2	-0.01	-0.01	-0.01	-0.001	-1	-0.01	-2	-1	0.002
-Blank Tray #	-0.3	-0.3	1	-1	-1	-1	-3	2	-0.01	-1	-2	-0.01	-0.01	-0.01	-0.001	-1	-0.01	-2	-1	0.002
G-2 cert	**0.04**	**0.016**	**11**	**232**	**(1.1**	**(5**	**30**	**86**	**8.147**	**2.5**	**0.037**	**1.401**	**3.718**	**0.452**	**0.061**	**478**	**0.288**	**36**	**11**	**(0.01**
G-2	-0.3	-0.3	9	242	2	-1	26	84	5.52	2	-2	1.39	3.64	0.38	0.044	431	0.29	35	5	0.008
SDC-1 cert	**0.041**	**(.08**	**30**	**883**	**(.25**	**38**	**25**	**103**	**8.338**	**3.0**	**0.26**	**1.001**	**2.722**	**1.019**	**0.069**	**183**	**0.606**	**102**	**40**	**0.065**
SDC-1	-0.3	0.4	29	856	-1	36	18	99	4.96	3	-2	0.97	2.54	0.89	0.047	164	0.60	98	19	0.056
DNC-1 cert	**(.027**	**(.182**	**96**	**1154**	**(.7**	**247**	**6.3**	**66**	**9.687**	**1**	**(.02**	**8.055**	**0.19**	**6.06**	**0.037**	**145**	**0.287**	**148**	**18**	**(0.039**
DNC-1	-0.3	-0.3	88	982	2	254	12	55	8.37	-1	-2	8.10	0.19	6.05	0.023	128	0.28	139	15	0.045
SCO-1 cert	**0.134**	**0.14**	**28.7**	**410**	**1.37**	**27**	**31**	**103**	**7.24**	**1.84**	**0.37**	**1.87**	**2.30**	**1.64**	**0.090**	**174**	**0.38**	**131**	**26**	**0.063**
SCO-1	-0.3	-0.3	27	365	3	26	29	96	6.35	2	-2	1.87	2.23	1.73	0.073	155	0.34	131	19	0.066
GXR-6 cert	**1.3**	**(1**	**66**	**1008**	**2.4**	**27**	**101**	**118**	**17.68**	**1.4**	**(.29**	**0.179**	**1.87**	**0.61**	**0.035**	**35**	**0.498**	**186**	**14**	**0.016**
GXR-6	0.4	-0.3	66	979	3	26	95	127	7.22	1	-2	0.10	1.53	0.38	0.056	32	0.50	203	4	0.013
GXR-2 cert	**17**	**4.1**	**76**	**1008**	**(2.1**	**21**	**690**	**530**	**16.46**	**1.7**	**(.69**	**0.929**	**1.37**	**0.85**	**0.105**	**160**	**0.3**	**52**	**17**	**0.031**
GXR-2	17.3	4.0	80	990	3	18	714	554	6.54	2	2	0.84	1.26	0.69	0.056	147	0.31	55	9	0.027
GXR-1 cert	**31**	**3.3**	**1110**	**853**	**18**	**41**	**730**	**760**	**3.52**	**1.22**	**1380**	**0.958**	**0.05**	**0.22**	**0.065**	**275**	**0.036**	**80**	**32**	**0.257**
GXR-1	30.2	4.3	1150	980	18	44	750	730	2.05	1	1431	0.83	0.05	0.22	0.053	304	0.03	84	31	0.266
GXR-4 cert	**4**	**(.86**	**6520**	**155**	**310**	**42**	**52**	**73**	**7.20**	**1.9**	**19**	**1.01**	**4.01**	**1.66**	**0.120**	**221**	**0.29**	**87**	**14**	**1.770**
GXR-4	3.1	0.5	6149	145	329	39	54	71	5.93	2	16	1.03	4.24	1.97	0.117	229	0.26	90	13	1.833

Note: Certificate data underlined are recommended values; other values are proposed except those preceded by a "(" which are information values.
Barite, gahnite, chromite, cassiterite, zircon, sphene, and magnetite may not be totally dissolved.

Negative values indicate less than the reporting limit
99999 indicates greater than 10%

Activation Laboratories Ltd. Work Order: 20746 Report: 20481C

Sample ID	Au ppb	Pt ppb	Pd ppb
401151	2	-5	-4
401152	2	5	-4
401153	4	-5	-4
401154	2	-5	-4
401155	-2	-5	-4
401156	8	5	5
401157	2	-5	-4
401158	3	-5	-4
328101	4	-5	-4
328102	3	-5	-4
328103	4	-5	-4
328104	5	-5	-4
328105	2	-5	-4
328106	4	-5	6
328107	4	-5	-4
328108	4	-5	-4
400573	-2	5	-4
400574	2	-5	-4
400575	-2	-5	-4
400579	4	-5	-4
400580	-2	-5	-4
STANDARD FA-10R	489	462	492
STD FA-10R CERT.	450-500	450-500	450-500

Quality Analysis... **Actlabs** Innovative Technologies

Invoice No.: 20425
Work Order: 20642
Invoice Date: 27-SEP-00
Date Submitted: 13-SEP-00
Your Reference: CREW-1
Account Number: 2749

CREW DEVELOPMENT CORPORATION
O.H. BANGSVEI 54-58
N-1363 HOEVIK, NORWAY
ATTN: DENIS SCHLATTER

CERTIFICATE OF ANALYSIS

142 ROCKS(PREP.REV3) were submitted for analysis.

The following analytical packages were requested. Please see our current fee schedule for elements and detection limits.

REVISED REPORT 20425R CODE 1H INAA(INAAGEO.REV1)
REPORT 20425 B TOTAL DIGESTION ICP(TOTAL.REV2)
REVISED REPORT 20425 CR CODE 4C-WHOLE ROCK ANALYSIS
REVISED REPORT 20425 DR CODE 1C-FIRE ASSAY ICP/OES

REVISED REPORT 20425 RPT.XLS CODE 4C1-XRF PRESSED PELLET

NOTE: THE ATTACHED REVISED REPORTS SUPERSEDE THE PREVIOUS REPORTS SENT.
20425R-ADDED SAMPLES 328060-328064 TO THE REPORT.
20425CR-CORRECTED ELEMENTS REPORTED TO REFLECT 4C PKG.
20425DR-REVISED TO INCLUDE STANDARDS
20425RPT-SAMPLE 401193 ERRONEOUSLY REPORTED AS -2 AND STANDARDS ADDED.

This report may be reproduced without our consent. If only selected portions of the report are reproduced, permission must be obtained. If no instructions were given at time of sample submittal regarding excess material, it will be discarded within 90 days of this report. Our liability is limited solely to the analytical cost of these analyses. Test results are representative only of material submitted for analysis.

CERTIFIED BY :

DR E.HOFFMAN/GENERAL MANAGER

ACTIVATION LABORATORIES LTD.
1336 Sandhill Drive, Ancaster, Ontario Canada L9G 4V5 TELEPHONE +1.905.648.9611 or +1.888.228.5227 FAX +1.905.648.9613

Activation Laboratories Ltd. Work Order: 20642 Report: 20425R

Sample ID	Au ppb	Ag ppm	As ppm	Ba ppm	Br ppm	Ca %	Co ppm	Cr ppm	Cs ppm	Fe %	Hf ppm	Hg ppm	Ir ppb	Mo ppm	Na %	Ni ppm	Rb ppm	Sb ppm	Sc ppm	Se ppm	Sn %	Sr %	Ta ppm	Th ppm	U ppm
328123	-2	-5	3.4	180	11.1	-1	6	89	-1	1.32	2	-1	-5	-1	3.44	-31	-15	0.9	3.6	-3	-0.01	0.06	0.9	1.9	1.3
328124	56	-5	11.7	300	4.4	7	55	94	-1	8.73	3	-1	-5	137	0.54	-35	57	2.8	27.5	-3	-0.01	-0.05	-0.5	1.9	-0.5
328125	-2	-5	24.4	-50	43.1	-1	28	143	-1	7.54	2	-1	-5	-1	1.35	-33	-15	0.6	17.3	-3	-0.01	-0.05	-0.5	1.4	-0.5
328126	-2	-5	8.9	-50	68.7	-1	5	174	-1	1.02	-1	-1	-5	-1	0.09	-20	-15	0.6	1.9	-3	-0.01	-0.05	-0.5	-0.2	-0.5
328127	17	-5	76.8	200	12.3	3	135	82	-1	11.6	1	-1	-5	-1	0.27	83	-15	0.8	13	-3	-0.01	-0.05	-0.5	1	-0.5
328128	19	-5	95.5	-50	6.4	-1	69	123	-1	10.1	1	-1	-5	-1	0.67	-30	-15	1.2	3.3	-3	-0.01	-0.05	-0.5	-0.2	-0.5
328129	37	-5	29.4	370	5.1	-1	61	124	3	8.38	3	-1	-5	-1	1.86	56	47	2.2	14	4	-0.01	-0.05	-0.5	2.1	-0.5
328130	34	-5	32.3	330	3.8	-1	69	107	-1	8.57	3	-1	-5	5	1.67	65	-15	2.1	13.1	-3	-0.01	-0.05	-0.5	2.3	-0.5
328131	9	-5	6.2	400	2.6	-1	3	132	-1	7.38	2	-1	-5	-1	0.19	-25	39	1.5	8.6	-3	-0.01	-0.05	-0.5	1.4	-0.5
328141	12	-5	240	340	2.1	-1	43	224	3	17	3	-1	-5	-1	0.7	66	51	66.5	5.8	-3	-0.01	-0.05	-0.5	2.7	-0.5
328173	770	8	23.4	120	35.4	-1	140	145	-1	10.5	-1	-1	-5	19	0.6	92	-15	1	9.9	-3	-0.01	-0.05	-0.5	-0.2	-0.5
328174	54900	63	55.2	-50	26.2	-1	158	173	-1	16.8	-1	-1	-5	-1	-0.01	190	-15	12.1	1.4	-3	-0.02	-0.05	-0.5	-0.2	-0.5
328175	23	-5	12.4	-50	1.8	-1	16	110	-1	21	-1	-1	-5	-1	0.1	149	-15	0.6	3.3	3	-0.01	-0.05	-0.5	0.7	-0.5
328176	254	-5	37.3	-50	2.3	-1	355	127	-1	20.6	2	-1	-5	-1	2.12	97	-15	1.4	6.2	-3	-0.01	-0.05	-0.5	2.1	1.1
328177	14	-5	5.1	340	1	-1	10	105	1	8.55	3	-1	-5	4	2.04	-29	32	0.8	9.9	-3	-0.01	-0.05	-0.5	3	-0.5
328178	12	-5	3.2	400	-0.5	-1	7	944	-1	1.2	1	-1	-5	-1	0.3	-21	61	1.1	17.5	-3	-0.01	-0.05	-0.5	0.5	-0.5
328179	-2	-5	1.7	-50	5.2	14	27	66	-1	5.9	1	-1	-5	-1	0.15	-31	-15	0.3	35.4	-3	-0.01	-0.05	-0.5	-0.2	-0.5
328180	-2	-5	7.9	-50	2.8	1	14	168	-1	1.84	-1	-1	-5	-1	0.05	-20	-15	0.2	4.3	-3	-0.01	-0.05	-0.5	-0.2	-0.5
328181	46	-5	11.4	-50	0.7	2	6	85	2	14.1	1	-1	-5	-1	0.44	-22	33	0.2	2.7	-3	-0.01	-0.05	-0.5	1.5	-0.5
328182	54	-5	6.6	330	-0.5	-1	-1	151	3	2.25	4	-1	-5	-1	2.05	-25	76	0.3	9.5	-3	-0.01	-0.05	-0.5	2.9	1
328183	25	-5	2.4	-50	1.1	-1	2	170	-1	6.09	-1	-1	-5	4	0.06	-20	-15	-0.1	1.2	-3	-0.01	-0.05	-0.5	-0.2	-0.5
328184	-2	-5	1.6	-50	1	-1	3	166	-1	0.91	-1	-1	-5	-1	0.04	-20	-15	-0.1	1.5	-3	-0.01	-0.05	-0.5	-0.2	-0.5
328185	7	-5	2.7	-50	1.8	-1	3	100	-1	5.33	-1	-1	-5	-1	0.08	-20	-15	0.2	4.3	-3	-0.01	-0.05	-0.5	0.3	-0.5
328186	-2	-5	2	-50	1.5	1	11	95	-1	20.4	-1	-1	-5	-1	0.1	-20	-15	0.2	7	-3	-0.01	-0.05	-0.5	-0.2	-0.5
328190	33	-5	22.5	-50	2.2	-1	290	93	-1	26.2	3	-1	-5	4	0.17	79	-15	0.2	23.6	-3	-0.01	-0.05	-0.5	0.8	-0.5
328191	-2	-5	406	-50	39.7	-1	18	240	-1	6.35	-1	-1	-5	-1	0.01	-20	-15	-0.1	3.2	-3	-0.01	-0.05	-0.5	1.1	-0.5
328192	88	-5	89.7	-50	1.8	-1	10	77	-1	20.2	1	-1	-5	3	0.03	-20	-15	0.4	2.3	-3	-0.01	-0.05	-0.5	0.7	-0.5
328193	591	-5	3.6	-50	4.7	-1	16	140	-1	11.5	-1	-1	-5	-1	-0.01	-20	-15	0.6	1.2	-3	-0.01	-0.05	-0.5	0.3	-0.5
328194	4	-5	440	-50	5.2	-1	7	110	-1	9.95	1	-1	-5	-1	0.04	-20	-15	9.5	4.9	-3	-0.01	-0.05	0.5	0.6	-0.5
401159	12	-5	2.6	-50	1.2	-1	3	170	-1	1.5	-1	-1	-5	2	0.01	-20	-15	0.1	1.2	-3	-0.01	-0.05	-0.5	-0.2	-0.5
401159(PULP DUP)	28	-5	3.5	-50	1.8	-1	4	260	-1	2.68	-1	-1	-5	2	0.02	-20	-15	0.5	1.2	-3	-0.01	-0.05	-0.5	-0.2	-0.5
401160	67	-5	5	-50	1.1	1	3	120	3	7.18	-1	-1	-5	-1	0.09	-20	-15	0.2	1.5	-3	-0.01	-0.05	-0.5	0.5	-0.5
401161	-2	-5	4.6	280	1.7	-1	2	200	-1	4.36	1	-1	-5	2	0.54	-20	35	0.2	10.2	-3	-0.01	-0.05	-0.5	0.7	-0.5
401162	4	-5	35.3	440	10.6	-1	41	181	2	5.2	2	-1	-5	-1	0.61	-20	31	69.4	12.8	-3	-0.01	-0.05	-0.5	1.8	-0.5
401163	-2	-5	2.2	55	37.8	1	5	190	-1	1	-1	-1	-5	-1	0.09	-20	-15	0.6	1.5	-3	-0.01	-0.05	-0.5	-0.2	-0.5
401164	-2	-5	8.3	-50	39.2	-1	3	137	-1	0.34	-1	-1	-5	-1	0.01	-20	-15	0.5	-0.1	-3	-0.01	-0.05	-0.5	-0.2	-0.5
401165	20	-5	4	-50	37.9	-1	7	166	-1	0.67	-1	-1	-5	-1	0.02	-20	-15	0.6	0.4	-3	-0.01	-0.05	-0.5	-0.2	-0.5
401166	50	-5	0.9	-50	5.1	-1	6	162	-1	1	-1	-1	-5	-1	0.12	-20	-15	-0.1	0.5	-3	-0.01	-0.05	-0.5	-0.2	-0.5
401167	740	-5	1.2	160	2.3	3	450	79	-1	15.9	1	-1	-5	6	1.69	295	-15	-0.1	6.6	13	-0.01	-0.05	-0.5	-0.2	-0.5
401168	495	10	1	-50	3.9	3	77	103	2	5.83	-1	-1	-5	8	1.86	-23	-15	-0.1	6.2	-3	-0.01	-0.05	-0.5	0.5	-0.5
401169	1050	41	-0.5	-50	5.5	1	482	83	-1	20.8	-1	-1	-5	11	0.14	223	-15	0.1	2.8	15	-0.01	-0.05	-0.5	-0.2	-0.5
401170	304	25	1.8	170	-0.5	3	259	67	2	10.8	-1	-1	-5	-1	2.57	100	-15	-0.1	10.5	10	-0.01	-0.05	-0.5	0.9	-0.5
401171	39	-5	-0.5	340	-0.5	-1	60	69	2	6.16	3	-1	-5	6	1.92	108	32	-0.1	10.9	-3	-0.01	-0.05	-0.5	3	-0.5
401172	19	-5	-0.5	340	-0.5	-1	17	51	1	1.23	3	-1	-5	-1	3.48	35	43	-0.1	1.4	-3	-0.01	-0.05	1.9	3.5	-0.5
401173	-2	-5	3	220	-0.5	2	29	151	2	4.13	3	-1	-5	-1	1.67	84	27	0.2	12.3	-3	-0.01	-0.05	-0.5	2	0.6
401174	-2	-5	1.3	470	3.5	2	145	153	-1	5.34	3	-1	-5	-1	3.59	98	-15	0.9	13.8	5	-0.01	-0.05	1.3	3.2	0.8
401175	15	-5	5.5	530	4.4	4	70	122	-1	4.95	4	-1	-5	3	3.33	89	44	0.5	14.2	-3	-0.01	0.12	-0.5	3.2	-0.5
401176	-2	-5	1	430	56.4	2	53	106	-1	5.14	3	-1	-5	-1	2.61	97	38	0.7	12.2	-3	-0.01	-0.05	-0.5	2.7	1.9
401177	203	-5	3.3	69	28	-1	84	163	-1	12.5	-1	-1	-5	-1	0.03	-22	-15	0.5	2.8	-3	-0.01	-0.05	-0.5	0.6	0.7
401178	95	-5	2.6	-50	4.6	-1	21	127	-1	7.78	-1	-1	-5	-1	0.04	55	-15	0.3	2	-3	-0.01	-0.05	-0.5	0.3	-0.5

Sample ID	Au ppb	Ag ppm	As ppm	Ba ppm	Br ppm	Ca %	Co ppm	Cr ppm	Cs ppm	Fe %	Hf ppm	Hg ppm	Ir ppb	Mo ppm	Na %	Ni ppm	Rb ppm	Sb ppm	Sc ppm	Se ppm	Sn %	Sr %	Ta ppm	Th ppm	U ppm
401179	254	-5	3.1	-50	4.8	2	48	105	-1	22.3	3	-1	-5	-1	0.02	56	-15	0.4	27.9	-3	-0.01	-0.05	-0.5	1.8	-0.5
401179(PREPDUP)	172	-5	3.7	-50	4.8	2	44	134	-1	22.5	4	-1	-5	-1	0.02	56	-15	0.5	26.4	-3	-0.01	-0.05	-0.5	1.8	-0.5
401180	-2	-5	11.5	490	-0.5	-1	17	99	3	3.74	4	-1	-5	2	2.39	-27	69	0.4	15	-3	-0.01	-0.05	-0.5	5.3	1.1
401181	14	-5	3.9	-50	10.1	5	51	117	-1	13.2	4	-1	-5	-1	1.45	-35	-15	0.8	44.3	-3	-0.01	-0.05	1	2.6	0.6
401182	-2	-5	4.7	-50	-0.5	4	51	46	-1	12	3	-1	-5	-1	2.38	-39	-15	1.3	45.8	-3	-0.01	-0.05	-0.5	0.9	-0.5
401183	5	-5	2.5	-50	2.7	-1	22	185	-1	20.9	2	-1	-5	-1	0.02	70	-15	1	34.2	-3	-0.01	-0.05	0.5	0.5	1.1
401184	55	-5	3	-50	2.8	-1	45	192	-1	20.5	2	-1	-5	-1	0.26	-34	-15	0.7	31.2	-3	-0.01	-0.05	-0.5	-0.2	-0.5
401185	4	-5	95.3	330	2.9	-1	56	211	2	7.93	1	-1	-5	-1	3.5	130	-15	0.9	35.6	-3	-0.01	-0.05	-0.5	0.6	-0.5
401186	32	-5	110	110	2	2	5	79	-1	18.1	2	-1	-5	-1	0.1	-24	-15	0.8	4.9	-3	-0.01	-0.05	-0.5	1.3	-0.5
401187	36	-5	11.5	-50	3.4	-1	4	47	-1	20.3	-1	-1	-5	-1	0.02	-24	-15	0.7	1.2	4	-0.01	-0.05	-0.5	0.5	-0.5
401188	-2	-5	6.1	-50	-0.5	4	38	111	-1	9.69	3	-1	-5	-1	2.8	80	-15	0.8	34.7	-3	-0.01	-0.05	-0.5	-0.2	1.9
401189	-2	-5	10	300	10.3	3	36	92	-1	9.48	3	-1	-5	-1	0.98	43	42	2.2	35.7	-3	-0.01	0.05	-0.5	2	-0.5
401189(PULP DUP)	-2	-5	11.8	290	10.2	3	38	107	-1	8.96	3	-1	-5	-1	0.99	44	45	1.9	35	-3	-0.01	-0.05	-0.5	1.8	-0.5
401190	85	-5	1500	-50	2	-1	2	110	-1	4.54	-1	-1	-5	-1	0.03	-20	-15	-0.1	0.9	-3	-0.01	-0.05	-0.5	-0.2	-0.5
401191	380	-5	702	-50	2	2	6	91	5	15.3	3	-1	-5	14	0.34	-29	-15	4.7	10.6	-3	-0.01	-0.05	1.1	2.9	-0.5
401192	-2	-5	14.9	180	3.9	-1	5	67	2	2.91	4	-1	-5	4	1.92	-23	59	1.5	7.9	3	-0.01	-0.05	1.5	4.5	2
401193	-2	-5	4.4	-50	-0.5	10	49	769	2	7.99	2	-1	-5	-1	1.59	290	-15	1.1	24.1	-3	-0.01	-0.05	-0.5	6.6	1.2
401194	-2	-5	3.5	-50	-0.5	-1	35	216	2	4.3	3	-1	-5	6	2.71	88	-15	1.9	13.7	-3	-0.01	-0.05	1.1	5.3	1.4
401195	-2	-5	1.7	490	-0.5	-1	-1	101	-1	4.64	3	-1	-5	-1	1.79	-51	53	1	12.4	-3	-0.01	-0.05	-0.5	1.1	1.6
401196	168	-5	9	300	2.9	-1	-1	80	3	6.43	3	-1	-5	-1	0.47	-42	67	1.9	10.2	-3	-0.01	-0.05	-0.5	0.6	-0.5
401197	1190	-5	3.5	-50	4.2	-1	25	110	-1	13.2	-1	-1	-5	-1	0.01	-31	-15	0.5	1.3	-3	-0.01	-0.05	-0.5	-0.2	-0.5
401198	26	-5	100	-53	-0.5	2	61	215	-1	6.52	-1	-1	-5	-1	2.57	111	-18	0.9	37.2	-3	-0.01	-0.05	-0.5	-0.2	-0.5
401199	10	-5	30.5	-50	-0.5	-1	30	130	-1	4.75	1	-1	-5	-1	1.62	54	60	0.5	19.4	-3	-0.01	-0.05	-0.5	0.3	-0.5
401200	1060	-5	2650	-58	6.5	-1	11	106	-1	12.7	3	-1	-5	-1	0.86	-58	55	-0.2	26.3	-3	-0.01	-0.05	-0.5	0.9	-0.5
401209	22	-5	3	120	7.6	2	11	267	-1	2.1	1	-1	-5	-1	0.46	99	44	-0.1	5.1	-3	-0.01	-0.05	-0.5	2.8	1.5
401210	69	-5	9.1	200	-0.5	2	24	66	-1	12	1	-1	-5	-1	0.61	-38	-15	0.3	9.4	11	-0.01	-0.05	-0.5	0.9	-0.5
401211	9	-5	16.2	-51	-0.5	-1	64	38	-1	9.51	4	-1	-5	-1	4.73	-68	-15	0.6	25.7	-3	-0.02	-0.05	-0.5	1.7	-0.5
401212	34	-5	234	-50	-0.5	6	247	467	-1	16.5	-1	-1	-5	-1	0.08	330	-15	-0.1	45.1	22	-0.02	-0.05	-0.5	-0.2	-0.5
401213	79	34	220	-50	-0.5	2	196	302	-1	25.5	-1	-1	-5	-1	0.05	380	-15	-0.1	21.6	120	-0.02	-0.05	-0.5	-0.2	-0.5
401214	34	-5	84.2	-50	-0.5	5	162	371	-1	22.1	-1	-1	-5	-1	0.06	3300	-15	0.3	44.7	25	-0.01	-0.05	-0.5	-0.2	0.8
401215	14	-5	17.8	-50	-0.5	8	25	164	1	11.4	-1	-1	-5	-1	0.09	250	-15	0.5	45.5	11	-0.01	-0.05	-0.5	-0.2	-0.5
401216	18	-5	26.3	-50	-0.5	2	22	169	-1	7.75	-1	-1	-5	-1	0.02	120	-15	0.2	17.5	-3	-0.01	-0.05	-0.5	-0.2	-0.5
401217	53	-5	349	-50	-0.5	5	633	140	-1	17.6	-1	-1	-5	-1	0.03	200	-15	4.3	29.1	35	-0.02	-0.05	-0.5	-0.2	-0.5
401218	-2	-5	12.1	-50	-0.5	2	10	482	-1	5.41	1	-1	-5	-1	0.09	52	-15	0.2	30.9	-3	-0.01	-0.05	-0.5	0.9	2
401219	-2	-5	19.4	-50	5.5	-1	1	46	-1	50.1	-1	-1	-5	-1	0.02	-43	-15	-0.1	1.3	-3	-0.01	-0.05	-0.5	0.7	-0.5
401220	19	-5	7.6	-50	-0.5	-1	102	77	-1	38.7	-1	-1	-5	26	0.1	190	-15	-0.1	4.1	-3	-0.01	-0.05	-0.5	2.3	11.7
401221	-2	-5	8.5	-50	-0.5	9	59	421	-1	10.9	-1	-1	-5	-1	0.56	105	-15	0.6	37.9	6	-0.01	-0.05	-0.5	-0.2	-0.5
401222	12	-5	12.8	-50	-0.5	-1	37	112	-1	24.4	-1	-1	-5	12	0.05	150	-15	-0.1	3.9	-3	-0.01	-0.05	-0.5	2.1	5.9
401223	12	-5	6	120	-0.5	-1	13	123	-1	19.6	-1	-1	-5	7	0.1	140	-15	0.1	4.1	-3	-0.01	-0.05	-0.5	2.3	5.4
401224	8	-5	9.5	-50	-0.5	-1	101	94	-1	34.1	-1	-1	-5	14	0.03	180	29	-0.1	5.1	-3	-0.01	-0.05	-0.5	1.9	8.1
401225	4	-5	3.5	-50	-0.5	2	7	379	-1	7.09	1	-1	-5	-1	0.25	-37	-15	-0.1	31.7	-3	-0.01	-0.05	-0.5	1.8	-0.5
401226	-2	-5	2.2	-50	-0.5	5	33	1550	-1	17.3	-1	-1	-5	-1	0.1	210	-15	-0.1	23	-3	-0.01	-0.05	-0.5	-0.2	-0.5
401227	-2	-5	3.5	-50	3.5	-1	22	170	-1	2.15	-1	-1	-5	-1	1.4	54	-15	0.3	4.5	-3	-0.01	-0.05	-0.5	0.4	-0.5
401228	-2	-5	55.3	200	-0.5	2	8	142	3	6.15	2	-1	-5	12	0.76	71	63	0.7	13.4	-3	-0.01	-0.05	1	4.3	6.3
401229	13	-5	18.9	400	-0.5	-1	14	211	4	5.58	3	-1	-5	20	1.1	67	99	0.6	14	-3	-0.01	-0.05	-0.5	5.7	7.4
401230	-2	-5	13	100	-0.5	-1	3	125	-1	1.01	2	-1	-5	-1	0.02	-20	30	1.1	1.4	-3	-0.01	-0.05	-0.5	3.8	1.2
401231	-2	-5	3.9	200	-0.5	6	16	52	-1	9.5	2	-1	-5	-1	2.34	-47	67	-0.1	37.4	-3	-0.02	-0.05	-0.5	0.5	-0.5
401232	-2	-5	10	99	-0.5	-1	16	85	-1	2.22	4	-1	-5	-1	5.12	-46	-15	0.3	6.8	-3	-0.01	-0.05	-0.5	2.7	-0.5
401233	-2	-5	8.1	-50	-0.5	4	42	54	-1	8.19	6	-1	-5	7	4.42	-48	-15	0.3	25.3	6	-0.02	-0.05	-0.5	1.3	-0.5
401234	-2	-5	15.8	-50	-0.5	-1	20	230	-1	3.73	-1	-1	-5	64	0.35	-21	-15	0.7	9	-3	-0.01	-0.05	-0.5	-0.2	-0.5

Sample ID	Au ppb	Ag ppm	As ppm	Ba ppm	Br ppm	Ca %	Co ppm	Cr ppm	Cs ppm	Fe %	Hf ppm	Hg ppm	Ir ppb	Mo ppm	Na %	Ni ppm	Rb ppm	Sb ppm	Sc ppm	Se ppm	Sn %	Sr %	Ta ppm	Th ppm	U ppm
401235	-2	-5	5.8	-50	-0.5	5	55	9	-1	9.4	3	-1	-5	-1	2.62	-44	-15	2.7	38.7	-3	-0.01	-0.05	-0.5	0.5	-0.5
401236	12	-5	4.9	-50	-0.5	7	68	1080	-1	7.19	-1	1	-5	-1	0.29	498	-15	2.5	34.1	-3	-0.01	-0.05	-0.5	-0.2	-0.5
401251	269	-5	41900	-120	-0.5	-1	29	-5	-1	3.85	-1	32	-5	-1	0.61	50	-15	-2.6	0.4	-5	-0.08	-0.05	-0.5	-1.5	-1.2
401252	5	-5	42.8	230	-0.5	-1	9	72	2	4.7	3	-1	-5	-1	3.88	-42	-15	3.3	9.6	-3	-0.01	-0.05	-0.5	4	2
401253	9	-5	21.5	400	-0.5	-1	15	147	-1	6.32	3	-1	-5	-1	3.13	-42	-15	2.2	10.4	-3	-0.01	-0.05	1	3.1	-0.5
401254	42	-5	9.7	-50	7.4	-1	268	84	-1	28.7	-1	-1	-5	-1	0.13	114	-15	1.4	1.6	-3	-0.01	-0.05	-0.5	-0.2	-0.5
401255	-2	-5	125	300	-0.5	1	59	21	2	26.5	2	-1	-5	-1	1.25	220	42	3.5	3.9	-3	-0.01	-0.05	-0.5	2.9	1.2
401256	-2	-5	61.1	120	2.5	-1	11	34	-1	8.71	-1	-1	-5	-1	0.28	-22	-15	2.2	5.4	-3	-0.01	-0.05	-0.5	0.9	-0.5
401257	-2	-5	6.9	-50	21.3	-1	20	25	2	4.15	3	-1	-5	6	4.21	89	-15	0.6	6.5	-3	-0.01	-0.05	-0.5	4.8	-0.5
401258	2	-5	4.2	-50	0.7	-1	2	57	-1	0.71	-1	-1	-5	-1	0.03	-20	-15	2.3	0.2	-3	-0.01	-0.05	-0.5	-0.2	-0.5
401259	39	-5	25	-50	-0.5	2	3	15	-1	17.1	-1	-1	-5	-1	0.07	-23	-15	0.4	1	-3	-0.01	-0.05	-0.5	0.2	-0.5
401260	66	-5	4	-50	-0.5	2	9	20	-1	9.28	-1	-1	-5	-1	0.07	-20	-15	0.7	1.7	-3	-0.01	-0.05	-0.5	0.4	-0.5
401261	155	-5	3.7	-50	1.7	-1	10	47	-1	2.19	-1	-1	-5	-1	0.23	-20	-15	0.6	4.6	-3	-0.01	-0.05	-0.5	-0.2	-0.5
401262	116	-5	2.8	-50	-0.5	4	15	27	-1	19.7	2	-1	-5	-1	0.27	-25	-15	0.7	5.2	-3	-0.01	-0.05	0.8	0.7	-0.5
401263	23	-5	3	-50	0.9	2	2	16	-1	5.22	-1	-1	-5	-1	0.1	-20	-15	0.2	0.9	-3	-0.01	-0.05	-0.5	0.2	-0.5
401264	53	-5	4	-50	0.9	-1	5	23	-1	8.92	-1	-1	-5	-1	0.05	-20	-15	0.5	0.9	-3	-0.01	-0.05	-0.5	-0.2	-0.5
401265	38	-5	75.5	68	-0.5	-1	5	-5	-1	11.1	-1	-1	-5	-1	0.63	-24	-15	0.2	3	5	-0.01	-0.05	-0.5	1.1	-0.5
401266	38	-5	163	1600	-0.5	-1	90	44	2	16.7	2	-1	-5	3	0.85	-32	72	8.8	5.8	-3	-0.01	-0.05	-0.5	2.3	-0.5
401267	82700	36	33	-50	8.4	-1	70	47	-1	9.52	-1	-1	-5	-1	0.13	62	-15	4.1	6.3	-3	-0.02	-0.05	-0.5	-0.2	-0.5
401268	1520	12	20.8	620	8.2	-1	24	180	-1	9.32	2	-1	-5	271	1.2	-36	82	2.2	29.3	-3	-0.01	-0.05	-0.5	0.5	1
401269	640	21	128	230	10.4	-1	2	17	-1	3.69	2	3	-5	4	1.97	-25	37	4.9	1.9	6	-0.01	-0.05	-0.5	1.8	-0.5
401270	1380	-5	15.7	96	9.4	7	22	27	-1	5.11	-1	-1	-5	68	0.19	-20	-15	35	4.5	-3	-0.01	-0.05	-0.5	-0.2	-0.5
401271	1060	-5	11	490	3.3	7	42	100	-1	7.39	2	-1	-5	27	0.39	59	72	2.9	27.6	-3	-0.01	-0.05	-0.5	0.7	0.9
401271(PULP DUP)	900	-5	12.4	390	3.2	7	44	150	-1	7.52	1	-1	-5	29	0.38	61	70	2.9	26.7	-3	-0.01	-0.05	-0.5	0.6	0.9
401272	27300	21	16.7	-50	13.2	-1	5	14	-1	2.38	-1	-1	-5	3	0.02	-20	-15	6.8	0.1	-3	-0.01	-0.05	-0.5	-0.2	-0.5
401273	1650	16	22.1	-50	35.6	-1	42	23	-1	5.17	-1	60	-5	19	0.16	-20	-15	1.8	1.8	-3	-0.01	-0.05	-0.5	0.4	-0.5
401274	284	-5	2.1	-50	4.6	-1	4	16	-1	14	-1	-1	-5	7	0.16	-20	-15	0.2	1.3	29	-0.01	-0.05	-0.5	-0.2	-0.5
401275	421	-5	4.1	-50	-0.5	-1	1400	20	-1	26.5	-1	-1	-5	-1	0.04	300	-15	-0.1	1.8	22	-0.01	-0.05	-0.5	-0.2	-0.5
401276	127	-5	2.5	-50	5.9	-1	330	31	-1	11.2	-1	-1	-5	11	0.43	128	-15	0.5	4.2	10	-0.01	-0.05	-0.5	-0.2	-0.5
401277	32	-5	7.9	-50	3.6	-1	12	34	-1	1.87	-1	-1	-5	-1	0.12	-20	-15	2.7	1.7	-3	-0.01	-0.05	-0.5	0.2	-0.5
401278	12	-5	2.3	150	2.3	-1	6	36	-1	1.71	1	-1	-5	-1	1.66	-21	-15	0.5	0.9	-3	-0.01	-0.05	-0.5	2.7	-0.5
401279	7180	7	43.7	-50	118	-1	2	24	-1	3.25	-1	2	-5	658	0.02	-20	-15	195	0.4	4	-0.02	-0.05	-0.5	-0.2	-0.5
401280	172	-5	9.1	-50	21.7	-1	8	34	-1	2.23	-1	-1	-5	6	0.01	-20	-15	2.9	0.2	-3	-0.01	-0.05	-0.5	-0.2	-0.5
401281	9	-5	6	-50	83.3	-1	13	29	-1	2.7	-1	-1	-5	-1	0.41	-20	-15	10	4.6	-3	-0.01	-0.05	-0.5	-0.2	-0.5
401282	78	10	36.1	-50	49.4	-1	10	22	-1	3.24	-1	-1	-5	3	0.03	-20	-15	5.1	0.5	-3	-0.01	-0.05	-0.5	-0.2	-0.5
401283	368	-5	27.7	210	2.8	7	30	40	-1	5.04	2	-1	-5	-1	0.41	-20	55	1.1	17.1	-3	-0.01	-0.05	-0.5	0.7	-0.5
401284	13	-5	55	-50	-0.5	8	95	113	7	7.1	-1	-1	-5	-1	0.83	98	-15	2.8	11.9	-3	-0.03	-0.05	7.3	133	10.2
401285	236	-5	443	590	-0.5	-1	117	108	2	16.7	3	-1	-5	21	0.4	126	139	5.5	35.4	-3	-0.01	-0.05	-0.5	-0.2	-0.5
401401	3160	17	26600	-250	-2	-1	49	115	5	12.6	-1	-1	-5	-1	0.08	137	-15	-1.9	20.1	-5	-0.1	-0.05	-0.5	6.1	-3.1
401402	20	-5	152	-50	28	-1	32	23	-1	4.08	2	-1	-5	-1	0.19	-20	-15	2.4	3.3	-3	-0.01	-0.05	-0.5	0.5	-0.5
401403	3870	13	384	300	4.2	-1	3	123	1	9.85	3	-1	-5	-1	1.12	-36	53	3.6	29.7	-3	-0.02	-0.05	-0.5	1.3	-0.5
401403{PULP DUP}	3910	13	385	260	4.8	-1	3	175	-1	10	3	-1	-5	-1	1.16	-38	54	3.5	30.2	-3	-0.02	-0.05	-0.5	1.3	-0.5
328060	-2	-5	3.9	240	-0.5	3	3	117	-1	2.63	3	-1	-5	-1	5.07	-53	-15	0.4	0.6	-3	-0.01	-0.05	-0.6	15	-0.5
328061	-2	-5	2.1	190	-0.5	4	39	28	3	28.9	8	-1	-5	-1	1.02	-46	31	0.3	39.8	-3	-0.01	-0.05	-0.5	-0.2	-0.5
328062	-2	-5	-0.5	190	1.5	-1	3	77	-1	1.75	2	-1	-5	-1	2.67	-26	-15	-0.1	5.3	-3	-0.01	-0.05	-0.5	6.1	1.2
328063	-2	-5	1.5	-50	-0.5	2	2	62	-1	0.72	-1	-1	-5	-1	2.37	-23	-15	-0.1	0.2	-3	-0.01	-0.05	-0.5	9.3	-0.5
328064	-2	-5	3.4	-50	-0.5	2	6	179	-1	1.4	5	-1	-5	-1	3.69	-40	-15	-0.1	0.6	-3	-0.01	-0.05	-0.5	3.9	1.9
DMMAS-14-2153	597	-5	2440	480	2.7	9	69	140	-1	8.39	2	-1	-5	-1	0.77	-30	45	11.2	19.8	-3	-0.01	-0.05	-0.5	1.4	-0.5
DMMAS-14-2179	560	-5	2370	430	2.8	8	67	123	2	8.19	2	-1	-5	-1	0.74	-35	56	11.2	18.9	-3	0.02	0.07	-0.5	1.4	-0.5
DMMAS-14-2180	567	-5	2490	430	3	9	70	140	-1	8.46	2	-1	-5	-1	0.76	-38	50	11.2	19.8	-3	-0.02	-0.05	-0.5	2.2	-0.5

Activation Laboratories Ltd. Work Order: 20642 Report: 20425R

Sample ID	Au	Ag	As	Ba	Br	Ca	Co	Cr	Cs	Fe	Hf	Hg	Ir	Mo	Na	Ni	Rb	Sb	Sc	Se	Sn	Sr	Ta	Th	U
	ppb	ppm	ppm	ppm	ppm	%	ppm	ppm	ppm	%	ppm	ppm	ppb	ppm	%	ppm	ppm	ppm	ppm	ppm	%	%	ppm	ppm	ppm
DMMAS-14-2182	595	-5	2480	420	3.5	9	71	137	-1	8.4	2	-1	-5	-1	0.76	-40	-15	11.5	19.5	-3	-0.02	-0.05	-0.5	1.5	-0.5
DMMAS-14-2189	564	-5	2440	440	2.7	9	70	133	3	8.48	2	-1	-5	-1	0.8	-31	41	12.1	20	-3	-0.02	-0.05	-0.5	1.4	-0.5
DMMAS-14-2191	562	-5	2460	390	3.5	8	69	130	2	8.35	3	-1	-5	-1	0.76	170	41	11.6	19	-3	-0.03	-0.05	-0.5	1.6	-0.5
DMMAS-14-2186	559	-5	2470	410	3.4	9	71	132	-1	8.69	3	-1	-5	5	0.78	281	50	12.1	20.6	-3	-0.02	-0.05	-0.5	1.6	-0.5
Accepted Value-DMMAS-14	590+-60		2450+-70	450+-70	2.8+-1.0	8.5+-1	70.7+-10	141+-16		8.64+-0.8	2.5+-1				0.79+-0.10		45+-10	11.7+-1.1	20.5+-2.1					1.4+-1.0	

Sample ID	W ppm	Zn ppm	La ppm	Ce ppm	Nd ppm	Sm ppm	Eu ppm	Tb ppm	Yb ppm	Lu ppm	Mass g
328123	-1	-50	10.5	19	-5	2	0.5	-0.5	0.5	0.08	29.8
328124	4	-50	7.8	21	11	3.6	1	-0.5	3.6	0.57	31.42
328125	-1	180	7.1	12	-5	2.2	0.4	-0.5	1.1	0.15	30.53
328126	-1	-50	1.1	-3	-5	0.3	-0.2	-0.5	0.3	0.06	29.11
328127	-1	-50	7.8	16	9	2.6	0.7	-0.5	2.2	0.33	31.16
328128	-1	-50	7.4	18	7	2.2	0.5	-0.5	1.7	0.25	24.6
328129	-1	169	3.1	7	-5	1	0.3	-0.5	1.3	0.24	26.81
328130	-1	174	2.9	10	-5	1	-0.2	-0.5	1.2	0.19	27.19
328131	2	66	3.8	6	-5	0.8	0.4	-0.5	0.7	0.11	28.09
328141	-1	-50	16	32	12	2.5	0.5	-0.5	1.1	0.16	26.59
328173	-1	75	2	5	-5	1	0.3	-0.5	0.8	0.13	30.05
328174	-1	199	1.3	-3	-5	0.5	-0.2	-0.5	0.5	0.07	32.54
328175	-1	69	7.7	14	8	1	0.3	-0.5	0.7	0.11	30.98
328176	-1	51	10.9	18	-5	1.7	0.4	-0.5	0.5	0.09	31.89
328177	-1	-50	16	29	9	2.6	0.6	-0.5	0.9	0.14	29.12
328178	-1	-50	2.2	4	-5	0.4	-0.2	-0.5	0.6	0.09	28.09
328179	-1	146	8.3	19	11	3.4	0.6	0.8	3.8	0.54	29.71
328180	2	-50	1.4	-3	-5	0.4	-0.2	-0.5	0.4	0.06	30.18
328181	-1	129	2.1	4	-5	0.5	0.3	-0.5	0.5	0.09	30.43
328182	-1	-50	8	15	8	1.4	0.3	-0.5	0.9	0.14	28.26
328183	-1	122	0.9	-3	-5	0.3	0.3	-0.5	0.4	0.07	27.39
328184	-1	-50	0.9	-3	-5	0.2	-0.2	-0.5	-0.2	-0.05	30.43
328185	-1	158	1	-3	-5	0.3	0.2	-0.5	0.5	0.08	32.95
328186	-1	336	2.3	4	-5	0.7	0.5	-0.5	1.3	0.22	30.71
328190	-1	150	7.9	19	12	3.5	1.2	0.9	3.3	0.5	30.37
328191	-1	-50	14.4	28	11	2.2	0.8	-0.5	0.5	0.08	25.65
328192	-1	81	5	10	5	1	0.5	-0.5	1.1	0.16	31.57
328193	2	-50	3	6	-5	0.7	0.3	-0.5	0.5	0.09	27.6
328194	-1	89	5.2	12	7	1.4	0.5	-0.5	1.5	0.24	28.96
401159	-1	-50	4.3	7	-5	0.3	-0.2	-0.5	-0.2	-0.05	28.39
401159(PULP DUP)	-1	-50	4.6	8	-5	0.4	-0.2	-0.5	-0.2	-0.05	26.73
401160	-1	129	1.9	3	-5	0.5	0.3	-0.5	0.6	0.1	29.39
401161	2	88	1.8	4	-5	0.5	0.3	-0.5	0.6	0.09	30.48
401162	-1	91	5.5	9	-5	0.9	0.3	-0.5	0.9	0.14	32.12
401163	-1	-50	0.7	-3	-5	0.3	-0.2	-0.5	0.3	-0.05	29.44
401164	-1	-50	-0.5	-3	-5	-0.1	-0.2	-0.5	-0.2	-0.05	31.84
401165	-1	-50	-0.5	-3	-5	-0.1	-0.2	-0.5	-0.2	-0.05	31.28
401166	-1	-50	-0.5	-3	-5	0.1	-0.2	-0.5	0.2	-0.05	29.28
401167	23	199	4.1	7	-5	1	0.4	-0.5	0.8	0.13	31.16
401168	752	268	3.5	7	7	1.5	0.4	0.8	1.2	0.18	28.16
401169	-1	971	4.7	8	-5	0.5	-0.2	-0.5	0.3	-0.05	32.69
401170	122	327	3.1	6	-5	1.1	0.4	-0.5	1.2	0.18	29.59
401171	2	205	14.5	28	13	2.6	0.7	-0.5	1.1	0.17	27.94
401172	2	-50	11	22	9	2.9	0.5	-0.5	0.7	0.12	28.56
401173	-1	-50	16.6	30	14	3.3	0.9	-0.5	1	0.16	28.35
401174	-1	100	15.2	25	14	3.2	0.8	-0.5	1.9	0.29	23.16
401175	-1	81	21.5	40	14	4.6	1	-0.5	3	0.45	28.85
401176	-1	-50	14.6	30	14	2.8	0.8	-0.5	1.4	0.21	27.55
401177	-1	-50	4.1	10	-5	0.9	0.4	-0.5	1.4	0.2	29.2
401178	-1	-50	2.2	3	-5	0.6	0.2	-0.5	0.7	0.11	28.92

Sample ID	W ppm	Zn ppm	La ppm	Ce ppm	Nd ppm	Sm ppm	Eu ppm	Tb ppm	Yb ppm	Lu ppm	Mass g
401179	-1	58	5.2	17	5	1.5	1.1	0.9	11.2	1.68	46.61
401179(PREPDUP)	-1	57	5.1	16	-5	1.4	1.2	0.9	10.6	1.63	44.89
401180	-1	-50	18.7	37	17	3	0.9	-0.5	1.2	0.19	25.25
401181	-1	145	21.9	44	19	6	1.6	0.9	4	0.6	30.91
401182	-1	211	9	21	8	4.4	1.4	0.9	4.2	0.62	26.36
401183	-1	183	9.1	18	10	2.8	0.8	-0.5	1	0.14	31.6
401184	19	209	6.1	13	-5	2.4	0.8	-0.5	2.1	0.34	29.31
401185	-1	119	4.7	14	-5	2.4	0.8	-0.5	2.1	0.34	23.72
401186	-1	121	2.7	7	-5	0.7	0.4	-0.5	2.1	0.34	30.93
401187	-1	114	1.8	-3	-5	0.4	-0.2	-0.5	0.3	0.05	28.68
401188	-1	120	7.5	18	12	3.8	1.2	0.6	4	0.62	25.7
401189	-1	144	16.5	32	17	4.9	1.5	0.8	3.4	0.51	27.84
401189(PULP DUP)	-1	135	16.4	33	15	4.7	1.4	0.8	3.5	0.52	27.23
401190	-1	-50	1.5	-3	-5	0.3	-0.2	-0.5	0.3	-0.05	29.66
401191	20	86	20	36	12	3.8	1.3	-0.5	2.7	0.42	25.91
401192	3	-50	18.5	33	14	2.6	0.7	-0.5	1.1	0.17	25.61
401193	4	155	76.5	132	52	8.6	1.8	-0.5	1.5	0.18	24.77
401194	-1	102	27	40	10	4.2	1	0.9	1	0.17	26.92
401195	-1	-50	4	8	-5	0.6	-0.2	-0.5	0.7	0.12	23.75
401196	-1	-50	3	5	-5	0.6	-0.2	-0.5	0.8	0.14	22.16
401197	-1	114	2.5	5	-5	0.6	0.3	-0.5	0.7	0.11	30.41
401198	-1	123	4.4	8	-5	2	0.5	-0.5	1.4	0.21	23.87
401199	-1	-50	2.7	-3	-5	1.1	-0.2	-0.5	1.3	0.2	22.28
401200	11	591	5.6	12	-5	2.4	-0.2	-0.5	2.7	0.44	24.64
401209	-1	210	8	18	13	1.4	0.5	-0.5	1.1	0.15	26.84
401210	-1	108	5.7	10	-5	2.2	-0.2	-0.5	2.3	0.36	29.57
401211	-1	-50	10.5	29	22	6.5	2	-0.5	6.1	0.95	29.75
401212	-1	126	1.8	-3	8	1.1	0.5	-0.5	0.9	0.12	28.5
401213	-1	221	0.6	-3	-5	0.4	-0.2	-0.5	-0.2	-0.05	33.06
401214	-1	88	1.6	-3	-5	0.9	-0.2	-0.5	0.9	0.16	32.13
401215	-1	-50	1.9	5	-5	1.4	0.6	-0.5	1.1	0.17	29.06
401216	-1	-50	0.5	-3	-5	0.4	0.2	-0.5	0.4	0.06	27.98
401217	-1	-50	1	-3	-5	0.6	0.3	-0.5	0.7	0.11	29.17
401218	-1	200	3.8	8	-5	1.2	0.6	-0.5	1.4	0.2	29.44
401219	-1	-50	0.7	-3	-5	0.1	-0.2	-0.5	-0.2	-0.05	28.4
401220	-1	104	11.6	18	-5	2	0.5	-0.5	1.2	0.18	34.42
401221	2	87	1.2	-3	-5	0.9	-0.2	-0.5	1.2	0.19	26.87
401222	2	297	12.2	20	-5	2.4	0.4	-0.5	1.4	0.21	29.88
401223	3	122	12.7	19	11	2.5	0.5	-0.5	1.6	0.24	31.68
401224	-1	130	7.8	11	6	1.3	-0.2	-0.5	0.9	0.14	36.62
401225	-1	263	8.3	15	5	1.9	0.3	-0.5	1.9	0.28	21.63
401226	-1	101	0.8	4	-5	0.6	0.3	-0.5	0.8	0.12	21.36
401227	-1	-50	1.9	4	-5	0.9	-0.2	-0.5	0.9	0.14	28.28
401228	-1	-50	20.7	33	17	4.2	1	-0.5	2.4	0.37	24.99
401229	-1	196	27.8	51	19	5.2	1	0.6	3	0.45	20.43
401230	-1	-50	9.6	19	-5	1.6	0.2	-0.5	0.6	0.09	30.74
401231	-1	-50	3.8	7	-5	2	0.7	-0.5	2	0.33	24.73
401232	-1	-50	9.4	20	11	3.8	0.5	0.6	5.8	0.87	26.97
401233	-1	159	12	31	29	8.5	2.3	1.4	7.8	1.25	26.76
401234	-1	-50	0.6	-3	-5	0.2	-0.2	-0.5	-0.2	-0.05	25.98

Sample ID	W ppm	Zn ppm	La ppm	Ce ppm	Nd ppm	Sm ppm	Eu ppm	Tb ppm	Yb ppm	Lu ppm	Mass g
401235	-1	161	4.4	16	9	4.3	1.7	0.9	4.5	0.64	27.55
401236	-1	105	1.3	4	7	0.8	0.3	-0.5	0.7	0.1	25.21
401251	-1	-50	-0.5	-3	-5	-0.1	-0.2	-0.5	-0.3	-0.05	29.12
401252	-1	129	27.4	48	24	4.5	1.2	-0.5	0.9	0.15	24.87
401253	3	65	24.3	41	13	3.2	1	-0.5	0.9	0.11	22
401254	-1	-50	2	4	-5	0.4	-0.2	-0.5	-0.2	-0.05	28.89
401255	-1	96	10.8	20	-5	1.6	-0.2	-0.5	0.5	0.09	26.77
401256	-1	189	5.9	12	-5	1.3	0.4	-0.5	0.8	0.09	27.26
401257	-1	-50	24.8	42	19	4.3	1.2	-0.5	0.6	0.09	27.88
401258	-1	-50	-0.5	-3	-5	-0.1	-0.2	-0.5	-0.2	-0.05	30.65
401259	-1	105	1.4	-3	-5	0.3	0.3	-0.5	0.6	0.09	28.9
401260	-1	71	1.6	4	-5	0.5	0.3	-0.5	0.6	0.1	29.78
401261	-1	-50	1.3	-3	-5	0.6	-0.2	-0.5	0.3	0.05	27.69
401262	-1	163	2.5	5	-5	0.9	0.5	-0.5	1.2	0.2	31.75
401263	-1	110	0.5	-3	-5	0.3	0.2	-0.5	0.8	0.11	29.89
401264	-1	61	1	3	-5	0.3	-0.2	-0.5	0.4	0.07	29.79
401265	-1	80	4.2	7	-5	0.7	0.3	-0.5	0.5	0.07	26.18
401266	-1	-50	17.3	29	6	2.3	0.3	-0.5	0.7	0.13	25.64
401267	-1	-50	1.2	-3	-5	0.4	-0.2	-0.5	0.5	0.08	30.91
401268	6	82	3.5	9	-5	1.4	0.4	-0.5	1.3	0.2	25.25
401269	-1	211	6.8	12	-5	1	0.3	-0.5	0.2	-0.05	27.4
401270	-1	-50	2.7	5	-5	0.9	0.8	-0.5	0.6	0.1	33.08
401271	7	88	7.4	16	-5	2.5	1.4	-0.5	2	0.29	28.63
401271(PULP DUP)	7	82	7.8	16	-5	2.7	1.5	-0.5	1.9	0.31	24.99
401272	-1	-50	-0.5	-3	-5	0.1	-0.2	-0.5	-0.2	0.06	27.09
401273	-1	-50	0.8	-3	-5	0.3	-0.2	-0.5	-0.2	0.05	30.05
401274	-1	-50	-0.5	-3	-5	0.1	-0.2	-0.5	2.5	0.33	28.64
401275	12	-50	-0.5	-3	-5	0.2	-0.2	-0.5	0.7	0.1	32.83
401276	1100	-50	-0.5	-3	-5	0.2	-0.2	0.5	0.6	0.08	29.3
401277	-1	-50	-0.5	-3	-5	0.2	-0.2	-0.5	-0.2	-0.05	30.31
401278	-1	-50	13.1	20	7	1.3	0.3	-0.5	0.2	-0.05	27.33
401279	-1	88	-0.5	-3	-5	0.1	-0.2	-0.5	-0.2	-0.05	33.9
401280	-1	-50	-0.5	-3	-5	-0.1	-0.2	-0.5	-0.2	-0.05	29.46
401281	-1	-50	1.1	-3	-5	0.6	-0.2	-0.5	0.4	0.06	30.76
401282	3	-50	-0.5	-3	-5	-0.1	-0.2	-0.5	-0.2	-0.05	31.04
401283	5	62	4.6	13	7	2.2	0.8	-0.5	2.4	0.38	27.72
401284	-1	-50	789	1460	527	47.1	9.4	-0.5	5.8	0.85	28.43
401285	84	-50	6.6	15	-5	2.5	0.9	-0.5	3	0.5	31.99
401401	-1	3000	7.6	-10	-5	1.9	0.5	-0.5	-0.5	-0.09	31.37
401402	-1	154	4.9	14	8	2.6	0.6	-0.5	3.3	0.57	29.71
401403	8	419	9.8	23	12	3.6	1.2	-0.5	3.3	0.52	27.12
401403{PULP DUP}	8	446	10	21	14	3.5	1.3	-0.5	3.4	0.53	24.22
328060	-1	-50	35.3	62	23	4.4	0.9	-0.5	0.8	0.13	23.36
328061	-1	358	2.7	7	-5	2.3	1.6	-0.5	2.3	0.37	32.94
328062	-1	-50	13.6	24	7	1.5	0.3	-0.5	0.4	0.06	26.52
328063	-1	-50	27.1	44	16	2.1	0.5	-0.5	-0.2	-0.05	25.96
328064	-1	-50	10.4	16	-5	1.3	0.6	-0.5	1	0.15	23.91
DMMAS-14-2153	18	219	13	25	10	4.2	1.3	0.9	3.3	0.51	25.54
DMMAS-14-2179	15	177	11.3	22	9	3.8	1.2	-0.5	3	0.46	25.81
DMMAS-14-2180	17	287	11.5	23	12	4	1.2	-0.5	3.1	0.53	25.21

Activation Laboratories Ltd. Work Order: 20642 Report: 20425R

Sample ID	W ppm	Zn ppm	La ppm	Ce ppm	Nd ppm	Sm ppm	Eu ppm	Tb ppm	Yb ppm	Lu ppm	Mass g
DMMAS-14-2182	19	236	13.1	19	-5	4	1.1	0.6	3.2	0.55	25.65
DMMAS-14-2189	18	246	13.3	22	11	3.9	1.1	0.6	3.6	0.54	25.96
DMMAS-14-2191	18	237	13	20	11	4	1.3	1	3.6	0.54	25.01
DMMAS-14-2186	17	290	13.2	21	13	4.1	1.3	1	3.5	0.52	25.35
Accepted Value-DMMAS-14	18+-4	255+-60	13.4+-1	24+-2	12+-2	4.0+-0.4	1.3+-0.2	1.0+-0.4	3.6+-0.2	0.54+-0.03	

Activation Laboratories Ltd. Work Order No. 20642 Report No. 20425B

'Near Total' Digestion Analysis

SAMPLE	Ag	Cd	Cu	Mn	Mo	Ni	Pb	Zn	Al	Be	Bi	Ca	K	Mg	P	Sr	Ti	V	Y	S
	ppm	ppm	ppm	ppm	ppm	ppm	ppm	ppm	%	ppm	ppm	%	%	%	%	ppm	%	ppm	ppm	%
328123	-0.3	-0.3	13	429	2	7	4	30	11.00	-1	2	0.58	1.14	0.12	0.028	186	0.09	31	9	0.105
328124	0.6	1.1	893	1696	142	32	-3	50	4.60	-1	5	6.99	1.53	1.33	0.043	201	0.47	190	30	3.882
328125	-0.3	0.8	220	1050	4	42	-3	131	3.89	-1	-2	0.25	0.04	1.95	0.038	35	0.58	165	15	0.063
328126	-0.3	0.7	49	421	2	7	-3	27	0.37	-1	-2	1.33	0.02	0.20	0.004	24	0.03	15	2	0.014
328127	-0.3	-0.3	1297	1227	5	81	-3	81	2.98	-1	3	3.57	0.16	0.97	0.028	96	0.33	116	18	4.595
328128	1.0	0.8	791	386	6	23	-3	25	1.10	-1	2	0.11	0.01	0.26	0.011	18	0.06	15	12	1.589
328129	0.4	0.5	209	305	4	59	27	132	5.95	-1	4	0.07	1.35	1.11	0.039	50	0.36	101	5	2.916
328130	0.5	1.0	224	284	4	62	18	132	4.54	-1	5	0.05	1.24	1.04	0.038	47	0.35	96	4	3.560
328131	-0.3	0.4	66	226	3	5	-3	43	3.99	-1	2	0.01	1.63	0.56	0.034	32	0.15	54	4	0.083
328141	0.8	1.3	87	193	1	67	35	61	4.81	-1	-2	0.19	1.99	0.43	0.030	68	0.15	30	9	12.236
328173	5.6	1.1	599	400	18	84	7	76	1.60	-1	11	0.65	0.04	0.92	0.012	21	0.18	64	8	4.839
328174	42.3	5.0	34720	151	3	132	9	187	0.16	-1	4	0.10	0.01	0.14	-0.001	5	0.02	8	6	8.700
328175	0.6	1.6	244	868	1	122	-3	60	0.65	-1	9	0.69	0.06	0.61	0.024	20	0.03	9	5	9.949
328176	1.6	0.6	615	149	4	95	3	42	3.80	1	13	0.70	0.49	0.52	0.035	163	0.17	43	4	12.952
328176/R	1.3	0.7	614	154	2	95	-3	41	4.34	1	17	0.64	0.51	0.55	0.034	153	0.16	41	5	13.532
328177	0.4	0.3	109	142	2	44	5	36	3.85	1	3	0.44	1.44	0.52	0.032	122	0.21	68	6	4.103
328178	-0.3	-0.3	96	131	3	9	-3	27	4.67	-1	-2	0.24	1.78	1.05	0.002	35	0.14	92	4	1.195
328179	-0.3	0.8	162	1244	1	21	6	111	1.07	-1	2	9.08	0.08	1.83	0.027	195	0.23	90	28	0.314
328180	-0.3	0.4	75	415	2	20	-3	18	0.49	-1	-2	1.17	0.05	0.34	0.005	21	0.05	36	3	0.129
328181	-0.3	1.2	79	2025	1	7	4	107	1.46	-1	-2	1.03	0.37	1.44	0.023	26	0.06	17	4	0.047
328182	-0.3	-0.3	22	200	1	1	-3	53	7.86	-1	-2	0.43	1.58	0.81	0.015	82	0.21	50	7	0.064
328183	-0.2	0.9	23	1311	-1	5	-3	119	0.53	1	3	0.71	0.03	1.14	0.014	5	0.02	9	4	0.043
328184	-0.3	-0.3	12	123	-1	13	-3	16	0.25	-1	-2	0.15	0.03	0.31	0.001	1	0.02	15	-1	0.011
328185	-0.3	-0.3	25	774	-1	4	-3	139	0.78	-1	-2	0.54	0.03	1.09	0.015	5	0.08	28	3	0.040
328186	-0.3	1.9	45	2385	1	13	-3	297	0.39	-1	-2	1.04	0.03	2.45	0.046	9	0.02	23	10	0.034
328190	0.5	0.6	3335	1243	8	70	5	126	2.99	-1	-2	0.54	0.01	1.76	0.045	13	0.74	200	15	3.137
328191	-0.3	0.6	15	1817	2	24	-3	38	0.65	-1	-2	0.88	-0.01	0.51	0.037	14	0.05	25	4	0.022
328192	-0.3	-0.3	139	979	3	10	-3	80	1.60	-1	-2	0.12	-0.01	1.33	0.041	9	0.07	29	6	0.188
328193	-0.3	0.6	196	630	2	14	-3	35	0.78	-1	-2	0.06	0.02	0.29	0.038	5	0.03	13	4	0.235
328193/R	-0.3	0.9	197	663	1	14	-3	30	0.69	-1	-2	0.05	0.01	0.28	0.038	4	0.03	13	3	0.237
328194	-0.3	1.2	112	867	4	10	-3	83	1.49	-1	-2	0.06	0.20	0.34	0.018	10	0.11	38	8	0.154
401159	-0.3	-0.3	108	127	-1	4	-3	22	0.07	-1	-2	0.07	-0.01	0.11	0.007	2	0.01	8	-1	0.043
401159 (PULP DUP)	-0.3	-0.3	110	228	2	7	-3	38	0.11	-1	-2	0.12	-0.01	0.23	0.013	3	0.01	8	-1	0.059
401160	-0.3	0.3	46	1348	1	5	-3	120	0.59	-1	3	1.31	0.11	1.32	0.028	8	0.03	11	5	0.078
401161	-0.3	0.4	41	205	2	2	4	67	3.01	-1	-2	0.59	0.89	0.65	0.015	57	0.18	86	2	0.099
401162	-0.3	-0.3	158	182	2	55	3	68	4.38	-1	-2	0.06	1.18	1.76	0.028	96	0.25	91	5	0.392
401163	-0.3	0.7	16	292	1	25	6	19	0.38	-1	-2	1.33	0.02	0.30	0.008	27	0.09	15	2	0.011
401164	-0.3	0.4	78	37	1	6	4	25	0.01	-1	-2	0.05	-0.01	-0.01	-0.001	2	-0.01	-2	-1	0.036
401165	-0.3	0.8	1507	158	2	11	-3	16	0.07	-1	-2	0.17	0.03	0.01	0.001	10	-0.01	6	-1	0.241
401166	0.4	-0.3	625	142	-1	22	-3	14	0.22	-1	2	0.62	0.02	0.06	0.003	10	-0.01	3	-1	0.039
401167	6.3	2.1	10970	323	11	239	-3	199	3.89	-1	7	2.83	0.23	0.35	0.027	117	0.31	66	4	8.308
401168	8.1	3.1	19560	372	9	30	3	268	4.69	-1	3	3.12	0.30	0.50	0.041	93	0.42	101	11	2.732
401169	39.2	11.8	92470	216	14	223	20	1039	1.03	-1	-2	0.77	0.04	1.10	-0.001	10	0.06	42	1	12.688
401170	21.0	4.2	51960	332	5	60	9	303	4.22	-1	-2	2.83	0.50	0.57	0.008	86	0.38	100	7	6.105
401171	-0.3	-0.3	506	375	4	83	11	158	6.88	1	-2	0.96	0.81	3.76	0.044	147	0.22	71	8	1.712
401172	-0.3	-0.3	172	55	3	23	4	8	4.18	1	-2	0.47	1.12	0.17	0.008	73	0.02	7	6	0.466
401173	-0.3	-0.3	84	434	2	84	-3	47	5.43	-1	4	1.51	1.05	0.90	0.059	274	0.30	75	8	1.061
401174	-0.3	-0.3	1013	217	2	186	-3	34	6.76	-1	-2	1.58	0.84	1.24	0.037	146	0.30	77	15	2.976

Clients are advised to obtain assays for Ag>100 ppm and Pb>5000 ppm due to potential solubility problems.
Values for Cu, Ni, Zn, Mo greater than 1% should be assayed if accuracy better than+/-10-15% is required.
Values above 1% are for informational purposes only and should not be relied upon for promotional or ore reserve calculations. Assays are recommended for this purpose.
Sulphur will precipitate in samples containing massive sulphides.

Adrienne I. Rittau, B.Sc., C.Chem
ICP Technical Manager

Negative values indicate less than the reporting limit
99999 indicates greater than 10%

'Near Total' Digestion Analysis

SAMPLE	Ag	Cd	Cu	Mn	Mo	Ni	Pb	Zn	Al	Be	Bi	Ca	K	Mg	P	Sr	Ti	V	Y	S
	ppm	ppm	ppm	ppm	ppm	ppm	ppm	ppm	%	ppm	ppm	%	%	%	%	ppm	%	ppm	ppm	%
401175	-0.3	-0.3	225	571	5	75	4	47	4.64	2	-2	4.45	0.81	1.12	0.014	1288	0.23	90	22	1.345
401176	-0.3	-0.3	304	275	2	80	-3	43	5.32	-1	-2	1.94	0.77	1.52	0.039	190	0.30	74	10	0.994
401177	-0.3	0.8	1295	748	-1	97	-3	33	0.98	-1	-2	0.18	-0.01	0.37	0.042	7	0.03	32	11	4.940
401178	-0.3	0.7	512	787	1	19	-3	23	0.49	-1	3	0.26	-0.01	0.19	0.028	4	0.01	16	5	0.297
401179	-0.3	2.3	293	6904	3	55	-3	25	3.58	-1	-2	2.16	-0.01	0.27	0.078	8	0.28	64	25	3.452
401179/R	-0.3	1.2	288	6779	3	59	-3	26	2.82	-1	4	2.00	-0.01	0.24	0.080	8	0.28	64	19	3.484
401179 (PREP DUP)	-0.3	1.5	229	7049	6	52	-3	28	3.77	-1	-2	2.26	-0.01	0.28	0.083	8	0.32	64	26	3.114
401180	-0.3	-0.3	39	512	3	36	-3	47	7.17	1	-2	0.77	2.18	0.99	0.045	210	0.37	101	7	0.056
401181	-0.3	1.1	176	1737	1	45	-3	77	5.30	1	2	5.41	0.51	2.69	0.075	123	1.16	305	31	0.052
401182	-0.3	-0.3	103	1305	3	25	-3	124	5.46	-1	-2	5.48	0.16	2.24	0.053	94	0.98	339	31	0.081
401183	-0.3	1.1	7	914	3	62	-3	142	5.25	-1	4	1.12	-0.01	2.57	0.040	10	0.75	261	4	0.005
401184	-0.3	0.9	457	863	4	25	-3	159	4.17	2	-2	0.31	0.03	1.93	0.037	10	0.71	241	10	0.601
401185	-0.3	-0.3	30	1538	1	78	-3	86	5.42	-1	6	0.41	0.75	1.62	0.030	119	0.60	246	11	0.010
401186	-0.3	0.9	73	2818	3	3	-3	111	2.01	-1	-2	1.32	0.08	1.07	0.038	6	0.09	26	14	0.125
401187	-0.3	1.9	118	1268	2	6	-3	95	0.24	-1	-2	0.05	-0.01	1.05	0.047	5	0.01	8	2	0.038
401188	-0.3	0.6	58	1053	2	68	-3	79	5.51	-1	5	4.00	0.30	2.66	0.058	83	1.00	280	28	0.086
401189	-0.3	0.3	75	1910	3	45	-3	95	5.01	1	6	3.04	1.29	2.69	0.070	206	0.93	247	30	0.021
401189 (PULP DUP)	-0.3	0.9	104	2080	3	47	-3	99	5.39	1	-2	3.40	1.44	2.93	0.075	230	1.02	260	32	0.031
401190	-0.3	0.6	99	344	1	1	-3	23	0.29	-1	2	0.07	0.04	0.23	0.022	3	0.02	8	-1	0.079
401191	0.6	0.6	138	1779	9	5	6	105	4.61	1	-2	1.86	0.67	1.44	0.032	53	0.30	80	21	0.597
401191/R	9.3	-0.3	142	1894	11	4	5	107	4.84	1	-2	1.90	0.69	1.50	0.034	55	0.31	82	22	0.614
401192	-0.3	-0.3	24	205	3	20	4	42	6.06	1	-2	0.80	1.52	0.65	0.025	297	0.22	49	6	0.057
401193	-0.3	-0.3	105	1648	-1	188	-3	118	4.68	-1	-2	7.16	0.01	5.00	0.138	421	0.23	161	13	0.102
401194	-0.3	-0.3	24	643	-1	85	-3	78	7.68	1	-2	0.42	1.43	1.88	0.063	183	0.43	111	13	0.110
401195	-0.3	-0.3	31	118	-1	-1	-3	22	6.07	1	-2	0.16	2.55	0.62	0.025	79	0.31	99	2	0.085
401196	0.5	-0.3	61	104	6	2	4	22	4.91	-1	-2	0.02	2.31	0.39	0.025	95	0.21	77	2	0.153
401197	0.4	1.1	303	1014	2	32	-3	51	1.18	-1	-2	0.45	0.01	0.82	0.057	5	0.03	13	5	1.540
401198	-0.3	-0.3	28	1622	2	111	-3	87	6.53	-1	-2	4.06	0.90	2.65	0.028	93	0.55	251	15	0.028
401199	-0.3	-0.3	55	1310	3	52	-3	76	5.60	-1	-2	6.20	0.41	1.85	0.022	91	0.40	186	14	0.055
401200	2.4	3.0	122	628	-1	4	40	574	5.01	1	-2	0.06	1.20	1.36	0.041	39	0.82	247	18	0.276
401209	-0.3	1.0	38	226	2	93	4	201	2.73	1	-2	1.25	0.82	1.26	0.088	61	0.09	35	9	0.300
401210	3.4	1.1	1060	665	3	5	10	86	3.80	-1	7	1.79	1.19	1.06	0.012	40	0.10	8	18	4.219
401211	-0.3	1.0	12	1243	-1	5	5	59	5.13	-1	5	2.63	0.56	1.14	0.167	76	0.64	61	45	2.507
401212	0.9	0.5	2575	958	-1	351	6	66	6.42	-1	-2	5.17	0.02	5.05	0.012	118	0.27	181	7	5.324
401213	26.4	14.5	92480	864	-1	361	34	181	4.26	-1	-2	1.51	0.02	4.29	-0.001	25	0.10	96	3	11.967
401214	1.7	1.7	5652	934	-1	3300	-3	69	5.65	-1	4	3.88	0.02	4.12	0.014	74	0.21	162	7	6.260
401215	1.4	0.6	4812	1106	1	196	8	68	6.20	-1	-2	7.60	0.02	3.96	0.014	163	0.40	263	10	0.830
401216	0.6	0.6	2120	427	-1	124	5	32	2.82	-1	-2	1.67	-0.01	2.21	0.013	44	0.12	91	3	0.519
401217	2.0	0.8	7630	726	3	188	4	43	5.08	-1	-2	3.93	0.03	2.74	0.005	132	0.17	150	5	7.225
401218	-0.3	0.5	109	776	1	51	10	151	5.09	-1	-2	2.58	0.05	4.05	0.014	71	0.14	200	11	2.715
401219	-0.3	1.6	314	13	4	1	-3	1	0.25	-1	-2	-0.01	0.11	0.03	0.112	9	0.04	49	-1	0.881
401220	1.3	1.8	646	240	29	194	-3	64	1.42	-1	-2	0.18	0.32	0.93	0.062	25	0.04	107	10	15.760
401221	-0.3	1.0	23	1212	2	104	-3	48	5.39	-1	-2	7.96	0.30	2.52	0.008	127	0.22	272	8	2.351
401222	0.8	3.3	1306	130	12	152	4	232	1.47	-1	-2	0.38	0.37	0.62	0.058	20	0.03	86	12	13.014
401222/R	0.8	3.5	1299	132	10	147	12	232	1.42	-1	-2	0.37	0.37	0.61	0.056	20	0.04	85	11	11.566
401223	0.5	1.6	321	634	8	121	37	107	1.56	-1	2	0.77	0.28	0.92	0.047	19	0.07	108	13	8.678
401224	1.2	3.0	920	157	15	187	8	112	1.28	-1	-2	-0.01	0.44	0.69	0.033	9	0.03	80	6	15.502
401225	-0.3	0.5	159	948	3	34	16	183	4.55	2	-2	0.92	0.25	4.42	0.026	27	0.21	199	11	1.544
401226	-0.3	0.5	41	1018	-1	162	8	54	1.79	-1	-2	4.37	0.03	9.20	0.008	9	0.08	115	4	0.358
401227	-0.3	-0.3	330	140	-1	41	3	15	2.07	-1	-2	0.32	0.05	0.35	0.034	40	0.11	14	6	0.662
401227 (PULP DUP)	-0.3	-0.3	641	134	2	31	-3	21	1.73	-1	5	0.29	0.04	0.31	0.027	36	0.09	13	5	0.505
401228	-0.3	0.6	85	772	12	69	30	77	4.71	2	-2	1.41	1.51	1.54	0.051	113	0.09	188	14	3.005
401229	-0.3	0.9	72	226	21	65	22	157	4.57	2	-2	0.24	1.99	0.92	0.031	72	0.23	213	12	2.396

Negative values indicate less than the reporting limit
99999 indicates greater than 10%

'Near Total' Digestion Analysis

SAMPLE	Ag	Cd	Cu	Mn	Mo	Ni	Pb	Zn	Al	Be	Bi	Ca	K	Mg	P	Sr	Ti	V	Y	S
	ppm	ppm	ppm	ppm	ppm	ppm	ppm	ppm	%	ppm	ppm	%	%	%	%	ppm	%	ppm	ppm	%
401230	-0.3	-0.3	36	87	2	6	6	10	0.98	-1	-2	0.31	0.61	0.15	0.016	6	0.11	12	6	0.513
401231	-0.3	-0.3	117	1648	8	4	-3	76	7.26	-1	-2	5.07	0.82	2.85	0.032	143	0.61	379	13	1.108
401232	-0.3	0.3	177	283	3	5	-3	20	3.65	-1	-2	0.81	0.05	0.22	0.014	56	0.15	18	17	0.872
401233	-0.3	0.5	795	1347	5	15	-3	91	5.42	-1	-2	3.91	0.07	1.41	0.147	81	0.83	112	60	1.066
401234	-0.3	0.4	226	367	60	36	-3	29	1.76	-1	-2	0.87	0.22	0.87	0.003	27	0.10	67	1	1.906
401235	-0.3	0.5	361	1408	3	12	-3	84	6.19	-1	-2	4.94	0.49	2.81	0.046	116	1.00	327	38	2.568
401235/R	-0.3	0.6	383	1528	-1	14	4	85	6.55	-1	-2	5.39	0.52	2.99	0.050	129	1.14	375	40	2.729
401236	-0.3	-0.3	83	1152	-1	443	9	61	5.39	-1	-2	9.09	0.10	11.01	0.010	86	0.18	128	6	0.085
401251	-0.3	-0.3	11	34	1	42	22	20	1.02	-1	2	0.15	0.10	0.04	0.001	75	-0.01	-2	-1	1.943
401252	-0.3	-0.3	48	266	-1	31	-3	87	6.66	1	-2	1.32	0.72	2.13	0.062	350	0.26	71	9	0.546
401253	-0.3	0.4	77	591	3	19	3	59	6.25	1	5	3.02	1.13	1.56	0.091	353	0.67	135	9	0.730
401254	1.3	1.4	898	125	2	116	-3	17	0.67	-1	-2	0.42	0.08	0.45	0.008	27	0.05	11	-1	12.794
401255	1.6	1.0	506	249	3	208	-3	85	3.00	-1	4	1.02	0.98	0.25	0.020	124	0.11	24	3	9.767
401256	0.5	1.4	56	356	2	22	8	174	1.60	-1	3	0.68	0.40	0.45	0.017	45	0.13	37	7	3.508
401257	-0.3	-0.3	225	109	5	81	5	44	6.01	1	-2	0.29	0.05	1.72	0.040	243	0.16	48	7	1.486
401258	-0.3	0.4	14	38	2	4	-3	9	0.07	-1	-2	0.03	0.01	0.02	-0.001	2	-0.01	2	-1	0.028
401259	-0.3	0.6	27	2610	-1	3	-3	97	0.42	-1	-2	1.71	0.03	1.85	0.025	10	0.02	5	6	0.043
401260	-0.3	0.9	135	1710	3	8	-3	77	0.90	-1	-2	1.81	0.07	0.97	0.023	8	0.03	10	6	0.313
401261	-0.3	-0.3	89	198	1	16	-3	17	0.78	-1	-2	0.17	0.05	0.24	0.008	22	0.11	33	4	0.071
401262	-0.3	0.9	156	5159	2	13	-3	162	2.11	-1	-2	4.43	0.13	2.25	0.019	14	0.11	34	10	0.472
401263	-0.3	0.6	23	1425	-1	3	-3	106	0.45	-1	-2	2.06	0.02	1.91	0.012	6	0.02	6	7	0.033
401264	-0.3	-0.3	63	1701	-1	4	-3	66	0.25	-1	4	0.77	0.03	1.23	0.013	4	0.01	6	4	0.059
401265	-0.3	0.4	69	1532	3	5	-3	87	1.65	-1	-2	1.06	0.20	1.09	0.017	52	0.08	17	4	0.168
401266	0.4	0.5	88	117	2	39	14	38	5.73	-1	4	0.16	2.08	0.92	0.024	133	0.16	43	7	13.936
401267	25.5	0.6	10020	93	10	62	-3	47	1.07	-1	18	0.06	0.48	0.13	0.007	14	0.14	48	3	6.226
401268	7.2	0.5	507	303	274	37	-3	33	5.17	1	110	0.60	2.14	0.41	0.025	146	0.58	219	8	0.300
401269	15.7	0.7	390	110	2	9	3	196	4.15	-1	33	0.25	1.15	0.25	0.024	111	0.11	19	2	0.091
401270	1.9	0.6	3436	1210	64	27	-3	28	0.93	-1	16	7.28	0.25	0.50	0.009	102	0.10	33	6	4.241
401271	0.7	0.4	2448	1660	28	54	-3	54	5.75	1	-2	8.52	2.78	1.90	0.042	290	0.71	218	19	2.318
401271 (PULP DUP)	0.9	0.6	2765	1580	29	55	-3	54	5.75	1	-2	7.94	2.54	1.84	0.040	282	0.65	202	19	2.455
401271 (PULP DUP)/R	0.8	0.4	2742	1514	30	56	-3	52	5.52	1	-2	8.03	2.51	1.78	0.039	285	0.64	200	19	2.430
401272	16.0	-0.3	384	111	3	3	5	53	0.07	-1	44	0.09	0.02	-0.01	0.001	4	-0.01	-2	-1	0.039
401273	12.1	-0.3	1819	273	17	29	8	10	1.21	-1	36	0.04	0.56	0.15	0.008	12	0.04	20	2	2.153
401274	2.5	1.1	809	79	8	2	-3	-1	0.39	-1	-2	0.04	0.05	0.01	0.007	7	0.28	79	12	0.462
401275	2.9	-0.3	10300	105	2	259	-3	17	0.66	-1	6	0.36	0.02	0.17	0.006	13	0.06	30	9	13.492
401276	1.3	-0.3	7721	161	12	121	-3	14	1.64	-1	-2	0.55	0.05	0.41	0.007	20	0.14	50	5	6.017
401277	-0.3	0.6	135	79	2	5	-3	31	0.27	-1	-2	0.05	0.04	0.08	0.005	5	0.11	18	1	0.323
401278	-0.3	-0.3	43	78	3	2	4	16	2.97	2	-2	0.44	0.51	0.14	0.028	94	0.06	11	3	0.201
401279	7.8	0.8	634	19	652	4	6	101	0.15	-1	139	-0.01	0.09	0.01	0.003	8	0.01	2	-1	0.253
401280	0.4	0.3	100	48	10	7	-3	7	0.12	-1	25	0.01	0.07	0.01	0.003	3	-0.01	3	-1	0.046
401281	-0.3	0.5	199	140	3	18	7	17	1.00	-1	3	0.28	0.03	0.24	0.010	24	0.15	25	4	0.060
401282	9.1	0.8	180	57	3	9	37	8	0.08	-1	33	0.02	0.01	0.02	0.003	5	0.01	6	-1	0.271
401283	2.8	-0.3	4204	1316	5	29	-3	41	3.53	-1	-2	7.82	1.41	1.61	0.018	148	0.36	131	16	1.202
401284	-0.3	1.0	323	1899	3	90	12	56	2.73	1	-2	15.09	0.93	3.59	1.002	1109	0.14	239	70	1.978
401285	0.8	-0.3	225	200	23	104	-3	15	6.92	2	4	0.31	3.74	0.34	0.050	99	0.96	325	23	11.080
401285/R	0.8	1.0	235	189	23	106	-3	17	6.13	2	12	0.25	3.77	0.32	0.049	79	0.98	329	18	11.270
401401	16.8	25.2	457	2616	-1	6	92	3115	2.65	-1	-2	0.20	0.50	0.98	0.019	12	0.28	158	20	1.512
401402	0.5	0.6	288	1119	3	20	7	164	1.37	-1	-2	0.52	0.06	0.32	0.019	12	0.08	9	25	0.136
401403	13.4	1.0	125	802	4	-1	39	436	10.64	1	6	0.13	3.12	1.06	0.039	63	1.11	344	41	0.190
401403 (PULP DUP)	14.3	1.0	138	803	3	3	43	434	11.10	1	9	0.14	3.03	1.11	0.038	66	1.71	400	45	0.176
328060	-0.3	0.4	44	188	2	4	5	31	3.55	-1	-2	1.75	0.23	0.01	0.006	170	0.05	13	2	0.034
328061	-0.3	2.1	15	3885	2	-1	-3	278	3.34	-1	-2	2.57	0.08	3.26	0.040	74	1.06	2	12	0.039
328062	-0.3	-0.3	39	179	5	10	5	35	5.58	-1	4	1.23	0.18	0.41	0.004	115	0.11	35	2	0.022

Negative values indicate less than the reporting limit
99999 indicates greater than 10%

Activation Laboratories Ltd. Work Order No. 20642 Report No. 20425B

'Near Total' Digestion Analysis

SAMPLE	Ag	Cd	Cu	Mn	Mo	Ni	Pb	Zn	Al	Be	Bi	Ca	K	Mg	P	Sr	Ti	V	Y	S
	ppm	ppm	ppm	ppm	ppm	ppm	ppm	ppm	%	ppm	ppm	%	%	%	%	ppm	%	ppm	ppm	%
328063	-0.3	-0.3	49	38	1	2	-3	8	3.27	-1	-2	1.92	0.11	-0.01	0.006	192	0.03	5	-1	0.074
328064	-0.3	-0.3	167	101	2	4	4	9	3.76	-1	-2	1.51	0.17	0.04	0.016	185	0.07	8	2	0.126
G-2 cert	**0.04**	**0.016**	**11**	**232**	**(1.1**	**(5**	**30**	**86**	**8.147**	**2.5**	**0.037**	**1.401**	**3.718**	**0.452**	**0.061**	**478**	**0.288**	**36**	**11**	**(0.01**
G-2	-0.3	-0.3	10	215	2	1	23	77	3.36	2	-2	1.30	3.36	0.17	0.039	430	0.27	32	3	0.016
SDC-1 cert	**0.041**	**(.08**	**30**	**883**	**(.25**	**38**	**25**	**103**	**8.338**	**3.0**	**0.26**	**1.001**	**2.722**	**1.019**	**0.069**	**183**	**0.606**	**102**	**40**	**0.065**
SDC-1	-0.3	0.3	32	867	-1	36	16	103	6.52	3	2	1.07	2.88	0.99	0.053	188	0.63	100	31	0.073
DNC-1 cert	**(.027**	**(.182**	**96**	**1154**	**(.7**	**247**	**6.3**	**66**	**9.687**	**1**	**(.02**	**8.055**	**0.19**	**6.06**	**0.037**	**145**	**0.287**	**148**	**18**	**(0.039**
DNC-1	-0.3	-0.3	94	1025	-1	266	4	57	8.41	-1	-2	8.38	0.19	5.91	0.025	146	0.29	144	16	0.061
SCO-1 cert	**0.134**	**0.14**	**28.7**	**410**	**1.37**	**27**	**31**	**103**	**7.24**	**1.84**	**0.37**	**1.87**	**2.30**	**1.64**	**0.090**	**174**	**0.38**	**131**	**26**	**0.063**
SCO-1	-0.3	-0.3	29	369	2	28	27	98	6.22	2	-2	1.90	2.39	1.67	0.075	175	0.36	132	19	0.075
GXR-6 cert	**1.3**	**(1**	**66**	**1008**	**2.4**	**27**	**101**	**118**	**17.68**	**1.4**	**(.29**	**0.179**	**1.87**	**0.61**	**0.035**	**35**	**0.498**	**186**	**14**	**0.016**
GXR-6	0.3	-0.3	70	1021	5	26	95	126	6.41	1	-2	0.12	1.44	0.26	0.056	32	0.50	196	4	0.016
GXR-2 cert	**17**	**4.1**	**76**	**1008**	**(2.1**	**21**	**690**	**530**	**16.46**	**1.7**	**(.69**	**0.929**	**1.37**	**0.85**	**0.105**	**160**	**0.3**	**52**	**17**	**0.031**
GXR-2	16.3	4.5	84	974	2	20	714	562	7.29	2	-2	0.86	1.21	0.61	0.056	161	0.30	55	10	0.030
GXR-1 cert	**31**	**3.3**	**1110**	**853**	**18**	**41**	**730**	**760**	**3.52**	**1.22**	**1380**	**0.958**	**0.05**	**0.22**	**0.065**	**275**	**0.036**	**80**	**32**	**0.257**
GXR-1	28.9	3.7	1144	964	16	42	741	729	1.93	1	1243	0.89	0.06	0.21	0.054	309	0.03	82	30	0.270
GXR-4 cert	**4**	**(.86**	**6520**	**155**	**310**	**42**	**52**	**73**	**7.20**	**1.9**	**19**	**1.01**	**4.01**	**1.66**	**0.120**	**221**	**0.29**	**87**	**14**	**1.770**
GXR-4	2.9	0.4	6115	127	329	40	51	69	5.88	2	19	1.07	4.31	1.86	0.113	241	0.27	85	14	1.773

Note: Certificate data underlined are recommended values; other values are proposed except those preceded by a "(" which are information values.
Barite, gahnite, chromite, cassiterite, zircon, sphene, and magnetite may not be totally dissolved.

Negative values indicate less than the reporting limit
99999 indicates greater than 10%

Activation Laboratories Ltd. Work Order No. 20642 Report No. 20425C Revised

SAMPLE	SiO2 %	Al2O3 %	Fe2O3 %	MnO %	MgO %	CaO %	Na2O %	K2O %	TiO2 %	P2O5 %	LOI %	TOTAL %	
401179	41.02	15.02	34.01	1.644	0.83	3.49	0.04	0.08	0.515	0.22	1.96	98.83	
401180	64.47	18.99	4.56	0.070	1.79	1.13	3.14	2.68	0.636	0.13	2.61	100.21	
401181	50.75	12.74	17.61	0.269	4.86	7.93	1.96	0.62	2.153	0.24	1.30	100.43	
401182	47.22	12.75	16.57	0.296	3.90	8.06	3.20	0.20	1.784	0.17	6.32	100.47	
401183	42.44	14.18	28.09	0.126	4.59	1.72	-0.01	-0.01	1.321	0.11	6.19	98.75	
401184	48.12	12.02	27.39	0.109	3.44	0.55	0.31	0.04	1.198	0.09	5.88	99.15	
401185	54.25	19.16	10.73	0.206	3.46	0.64	4.65	1.24	1.022	0.09	4.02	99.47	
401186	63.56	4.21	27.04	0.666	1.76	1.96	0.18	0.13	0.155	0.10	0.60	100.36	
401187	68.95	0.51	28.18	0.165	1.72	0.16	-0.01	-0.01	0.027	0.13	0.32	100.14	
401188	49.25	12.95	13.20	0.145	4.52	5.91	3.74	0.34	1.737	0.18	7.07	99.05	
401189	58.03	10.75	13.54	0.423	4.51	4.50	1.37	1.62	1.702	0.21	3.04	99.70	
401191	55.12	9.62	20.67	0.397	2.37	2.70	0.46	0.74	0.488	0.09	5.59	98.25	
401192	69.03	16.11	3.82	0.023	1.25	1.21	2.58	1.90	0.355	0.08	3.20	99.56	
401193	40.81	10.02	11.21	0.221	7.95	10.94	2.07	0.08	0.690	0.46	15.91	100.37	
401194	64.12	16.30	5.56	0.078	2.96	0.63	3.87	1.75	0.677	0.15	2.90	99.00	
401195	65.82	15.60	7.28	0.009	1.22	0.29	2.74	3.08	0.564	0.07	3.77	100.44	
401196	67.07	12.33	11.32	0.009	0.73	0.06	0.80	2.74	0.465	0.14	4.59	100.25	
401197	71.14	2.32	21.03	0.120	1.23	0.65	0.03	0.03	0.063	0.16	3.52	100.29	
401198	48.91	15.18	9.81	0.226	4.50	5.84	3.92	1.15	0.921	0.09	9.03	99.58	
401236	45.02	11.32	9.51	0.168	18.38	10.24	0.35	0.10	0.308	0.03	4.57	100.00	
SY3 CERT	59.62	11.75	6.49	0.32	2.67	8.26	4.12	4.23	0.15	0.54	1.16		syenite
SY-3	59.61	11.72	6.43	0.321	2.62	8.24	4.14	4.23	0.150	0.54			
MRG-1 CERT	39.09	8.46	17.93	0.17	13.55	14.71	0.74	0.18	3.77	0.08	1.56		gabbro
MRG-1	38.89	8.46	17.91	0.165	13.54	14.56	0.75	0.19	3.775	0.06			
DNC-1 CERT	47.04	18.30	9.93	0.150	10.05	11.27	1.87	0.229	0.48	0.085	0.60		dolerite
DNC-1	47.03	18.46	9.90	0.144	10.09	11.16	1.87	0.26	0.472	0.07			
BIR-1 CERT	47.77	15.35	11.26	0.170	9.68	13.24	1.75	0.027	0.96	0.05			basalt
BIR-1	47.87	15.31	11.37	0.171	9.68	13.25	1.80	0.02	0.948	0.02			
G-2 CERT	69.08	15.35	2.66	0.030	0.75	1.96	4.08	4.48	0.48	0.14			granite
G-2	69.46	15.39	2.65	0.032	0.75	1.94	4.11	4.47	0.471	0.14			
NBS 1633b CERT	49.24	28.43	11.13	0.020	0.799	2.11	0.271	2.26	1.320	0.53			fly ash
NBS 1633b	49.12	28.61	11.03	0.016	0.79	2.15	0.29	2.29	1.249	0.55			
IF-G CERT	41.20	0.15	55.85	0.042	1.89	1.55	0.032	0.012	0.014	0.063			iron form sample
IF-G	41.66	0.13	55.68	0.036	1.96	1.57	0.01	0.02	0.014	0.06			
FK-N CERT	65.02	18.61	0.09	0.005	0.01	0.11	2.58	12.81	0.02	0.02			K-feldspar
FK-N	65.25	19.03	0.11	0.004	0.01	0.10	2.55	12.90	0.014	0.02			

Note: Certificate data underlined are recommended values; other values are proposed except those preceded by a "(" which are information values.

Dr. Eric Hoffman, Ph.D
General Manager

Negative values indicate less than the detection limit
LOI values less than -0.01% represent a Gain on Ignition

Sample ID	Au ppb	Pt ppb	Pd ppb
401211	6	-5	-4
401212	27	145	147
401213	63	137	483
401214	22	172	362
401215	16	131	256
401216	9	83	87
401217	41	239	408
401218	3	-5	7
401219	3	9	7
401220	18	9	27
401221	5	8	7
401222	22	-5	4
401223	13	-5	5
401224	19	6	17
401225	4	-5	5
401226	-2	-5	10
401231	5	-5	-4
401232	2	-5	-4
401233	3	-5	8
401234	4	-5	4
401235	7	-5	5
401236	7	-5	9
BLANK	-1	-5	-4
STANDARD FA-10R	471	464	464
STANDARD Acceptable range	450-500	450-500	450-500

Actlabs Job #: 20642 **Report#: 20425Rev** **Customer: Crew Development Corp.** **Contact: D. Schlatter**

Trace Element Values Are in Parts Per Million. Negative Values Equal Not Detected at That Lower Limit.

Sample ID:	Y	Zr	Nb
401179	78	146	-2
401180	10	156	-2
401181	38	154	8
401182	35	121	3
401183	9	89	6
401184	19	68	-2
401185	21	63	-2
401186	18	88	4
401187	3	8	-2
401188	34	132	6
401189	34	131	7
401191	21	166	-2
401192	10	135	3
401193	17	88	6
401194	15	161	8
401195	3	146	-2
401196	5	126	2
401197	5	24	-2
401198	18	60	-2
401236	7	35	-2
Blank	-2	-5	-2
Standard MAG1	29	136	13
Certified MAG1	**28***	**126***	**12**
Standard BIR1	17	17	-2
Certified BIR1	**16***	**16**	**0.6**
Standard DNC1	18	42	3
Certified DNC1	**18***	**41***	**3**
Standard GXR-2	18	273	13
Certified GXR-2	**17**	**269**	**11**
Standard LKSD-3	31	177	9
Certified LKSD-3	**30**	**178**	**8**
Standard MICA-Fe	47	764	271
Certified Mica Fe	**48***	**800***	**270***
Standard GXR1	35	49	5
Certified GXR1	**32**	**(38)**	**(0.8)**
Standard SY3	719	344	160
Certified SY3	**718***	**320**	**148**
Standard STM-1	45	1,240	259
Certified STM-1	**46***	**1210***	**268***
Standard IFG-1	9	-5	-2
Certified IFG-1	**9***	**1**	**0.1***

Certified By:

E. L. Hoffman
General Manager, Activation Laboratories Ltd.

This report shall not be reproduced except in full without the written approval of the laboratory.
Unless otherwise instructed, samples will be disposed of 90 days from the date of this report.

Date: 26/9/06

Quality Analysis... **Actlabs** Innovative Technologies

Invoice No.: 20425-REV
Work Order: 20642
Invoice Date: 13-OCT-00
Date Submitted: 13-SEP-00
Your Reference: CREW-1
Account Number: 2749

CREW DEVELOPMENT CORPORATION
O.H. BANGSVEI 54-58
N-1363 HOEVIK, NORWAY
ATTN: DENIS SCHLATTER

CORRECTED REPORT

CERTIFICATE OF ANALYSIS

142 ROCKS(PREP.REV3) were submitted for analysis.

The following analytical packages were requested. Please see our current fee schedule for elements and detection limits.

REVISED REPORT 20425 BR TOTAL DIGESTION ICP(TOTAL.REV2)

NOTE: THE ATTACHED REVISED REPORTS SUPERSEDE THE PREVIOUS REPORTS SENT. 20425BR-REDIGESTED AND REANALYZED SAMPLE 401191 FOR AG.

This report may be reproduced without our consent. If only selected portions of the report are reproduced, permission must be obtained. If no instructions were given at time of sample submittal regarding excess material, it will be discarded within 90 days of this report. Our liability is limited solely to the analytical cost of these analyses. Test results are representative only of material submitted for analysis.

CERTIFIED BY :

DR E.HOFFMAN/GENERAL MANAGER

ACTIVATION LABORATORIES LTD.
1336 Sandhill Drive, Ancaster, Ontario Canada L9G 4V5 TELEPHONE +1.905.648.9611 or +1.888.228.5227 FAX +1.905.648.9613

Activation Laboratories Ltd. Work Order No. 20642 Report No. 20425B Revised

'Near Total' Digestion Analysis

SAMPLE	Ag	Cd	Cu	Mn	Mo	Ni	Pb	Zn	Al	Be	Bi	Ca	K	Mg	P	Sr	Ti	V	Y	S
	ppm	ppm	ppm	ppm	ppm	ppm	ppm	ppm	%	ppm	ppm	%	%	%	%	ppm	%	ppm	ppm	%
328123	-0.3	-0.3	13	429	2	7	4	30	11.00	-1	2	0.58	1.14	0.12	0.028	186	0.09	31	9	0.105
328124	0.6	1.1	893	1696	142	32	-3	50	4.60	-1	5	6.99	1.53	1.33	0.043	201	0.47	190	30	3.882
328125	-0.3	0.8	220	1050	4	42	-3	131	3.89	-1	-2	0.25	0.04	1.95	0.038	35	0.58	165	15	0.063
328126	-0.3	0.7	49	421	2	7	-3	27	0.37	-1	-2	1.33	0.02	0.20	0.004	24	0.03	15	2	0.014
328127	-0.3	-0.3	1297	1227	5	81	-3	81	2.98	-1	3	3.57	0.16	0.97	0.028	96	0.33	116	18	4.595
328128	1.0	0.8	791	386	6	23	-3	25	1.10	-1	2	0.11	0.01	0.26	0.011	18	0.06	15	12	1.589
328129	0.4	0.5	209	305	4	59	27	132	5.95	-1	4	0.07	1.35	1.11	0.039	50	0.36	101	5	2.916
328130	0.5	1.0	224	284	4	62	18	132	4.54	-1	5	0.05	1.24	1.04	0.038	47	0.35	96	4	3.560
328131	-0.3	0.4	66	226	3	5	-3	43	3.99	-1	2	0.01	1.63	0.56	0.034	32	0.15	54	4	0.083
328141	0.8	1.3	87	193	1	67	35	61	4.81	-1	-2	0.19	1.99	0.43	0.030	68	0.15	30	9	12.236
328173	5.6	1.1	599	400	18	84	7	76	1.60	-1	11	0.65	0.04	0.92	0.012	21	0.18	64	8	4.839
328174	42.3	5.0	34720	151	3	132	9	187	0.16	-1	4	0.10	0.01	0.14	-0.001	5	0.02	8	6	8.700
328175	0.6	1.6	244	868	1	122	-3	60	0.65	-1	9	0.69	0.06	0.61	0.024	20	0.03	9	5	9.949
328176	1.6	0.6	615	149	4	95	3	42	3.80	1	13	0.70	0.49	0.52	0.035	163	0.17	43	4	12.952
328176/R	1.3	0.7	614	154	2	95	-3	41	4.34	1	17	0.64	0.51	0.55	0.034	153	0.16	41	5	13.532
328177	0.4	0.3	109	142	2	44	5	36	3.85	1	3	0.44	1.44	0.52	0.032	122	0.21	68	6	4.103
328178	-0.3	-0.3	96	131	3	9	-3	27	4.67	-1	-2	0.24	1.78	1.05	0.002	35	0.14	92	4	1.195
328179	-0.3	0.8	162	1244	1	21	6	111	1.07	-1	2	9.08	0.08	1.83	0.027	195	0.23	90	28	0.314
328180	-0.3	0.4	75	415	2	20	-3	18	0.49	-1	-2	1.17	0.05	0.34	0.005	21	0.05	36	3	0.129
328181	-0.3	1.2	79	2025	1	7	4	107	1.46	-1	-2	1.03	0.37	1.44	0.023	26	0.06	17	4	0.047
328182	-0.3	-0.3	22	200	1	1	-3	53	7.86	-1	-2	0.43	1.58	0.81	0.015	82	0.21	50	7	0.064
328183	-0.2	0.9	23	1311	-1	5	-3	119	0.53	1	3	0.71	0.03	1.14	0.014	5	0.02	9	4	0.043
328184	-0.3	-0.3	12	123	-1	13	-3	16	0.25	-1	-2	0.15	0.03	0.31	0.001	1	0.02	15	-1	0.011
328185	-0.3	-0.3	25	774	-1	4	-3	139	0.78	-1	-2	0.54	0.03	1.09	0.015	5	0.08	28	3	0.040
328186	-0.3	1.9	45	2385	1	13	-3	297	0.39	-1	-2	1.04	0.03	2.45	0.046	9	0.02	23	10	0.034
328190	0.5	0.6	3335	1243	8	70	5	126	2.99	-1	-2	0.54	0.01	1.76	0.045	13	0.74	200	15	3.137
328191	-0.3	0.6	15	1817	2	24	-3	38	0.65	-1	-2	0.88	-0.01	0.51	0.037	14	0.05	25	4	0.022
328192	-0.3	-0.3	139	979	3	10	-3	80	1.60	-1	-2	0.12	-0.01	1.33	0.041	9	0.07	29	6	0.188
328193	-0.3	0.6	196	630	2	14	-3	35	0.78	-1	-2	0.06	0.02	0.29	0.038	5	0.03	13	4	0.235
328193/R	-0.3	0.9	197	663	1	14	-3	30	0.69	-1	-2	0.05	0.01	0.28	0.038	4	0.03	13	3	0.237
328194	-0.3	1.2	112	867	4	10	-3	83	1.49	-1	-2	0.06	0.20	0.34	0.018	10	0.11	38	8	0.154
401159	-0.3	-0.3	108	127	-1	4	-3	22	0.07	-1	-2	0.07	-0.01	0.11	0.007	2	0.01	8	-1	0.043
401159 (PULP DUP)	-0.3	-0.3	110	228	2	7	-3	38	0.11	-1	-2	0.12	-0.01	0.23	0.013	3	0.01	8	-1	0.059
401160	-0.3	0.3	46	1348	1	5	-3	120	0.59	-1	3	1.31	0.11	1.32	0.028	8	0.03	11	5	0.078
401161	-0.3	0.4	41	205	2	2	4	67	3.01	-1	-2	0.59	0.89	0.65	0.015	57	0.18	86	2	0.099
401162	-0.3	-0.3	158	182	2	55	3	68	4.38	-1	-2	0.06	1.18	1.76	0.028	96	0.25	91	5	0.392
401163	-0.3	0.7	16	292	1	25	6	19	0.38	-1	-2	1.33	0.02	0.30	0.008	27	0.09	15	2	0.011
401164	-0.3	0.4	78	37	1	6	4	25	0.01	-1	-2	0.05	-0.01	-0.01	-0.001	2	-0.01	-2	-1	0.036
401165	-0.3	0.8	1507	158	2	11	-3	16	0.07	-1	-2	0.17	0.03	0.01	0.001	10	-0.01	6	-1	0.241
401166	0.4	-0.3	625	142	-1	22	-3	14	0.22	-1	2	0.62	0.02	0.06	0.003	10	-0.01	3	-1	0.039
401167	6.3	2.1	10970	323	11	239	-3	199	3.89	-1	7	2.83	0.23	0.35	0.027	117	0.31	66	4	8.308
401168	8.1	3.1	19560	372	9	30	3	268	4.69	-1	3	3.12	0.30	0.50	0.041	93	0.42	101	11	2.732
401169	39.2	11.8	92470	216	14	223	20	1039	1.03	-1	-2	0.77	0.04	1.10	-0.001	10	0.06	42	1	12.688
401170	21.0	4.2	51960	332	5	60	9	303	4.22	-1	-2	2.83	0.50	0.57	0.008	86	0.38	100	7	6.105
401171	-0.3	-0.3	506	375	4	83	11	158	6.88	1	-2	0.96	0.81	3.76	0.044	147	0.22	71	8	1.712
401172	-0.3	-0.3	172	55	3	23	4	8	4.18	1	-2	0.47	1.12	0.17	0.008	73	0.02	7	6	0.466
401173	-0.3	-0.3	84	434	2	84	-3	47	5.43	-1	4	1.51	1.05	0.90	0.059	274	0.30	75	8	1.061
401174	-0.3	-0.3	1013	217	2	186	-3	34	6.76	-1	-2	1.58	0.84	1.24	0.037	146	0.30	77	15	2.976

Clients are advised to obtain assays for Ag>100 ppm and Pb>5000 ppm due to potential solubility problems.
Values for Cu, Ni, Zn, Mo greater than 1% should be assayed if accuracy better than+/-10-15% is required.
Values above 1% are for informational purposes only and should not be relied upon for promotional or ore reserve calculations. Assays are recommended for this purpose.
Sulphur will precipitate in samples containing massive sulphides.

Adrienne I. Rittau, B.Sc., C.Chem
ICP Technical Manager

Negative values indicate less than the reporting limit
99999 indicates greater than 10%

Activation Laboratories Ltd. Work Order No. 20642 Report No. 20425B Revised

'Near Total' Digestion Analysis

SAMPLE	Ag	Cd	Cu	Mn	Mo	Ni	Pb	Zn	Al	Be	Bi	Ca	K	Mg	P	Sr	Ti	V	Y	S
	ppm	ppm	ppm	ppm	ppm	ppm	ppm	ppm	%	ppm	ppm	%	%	%	%	ppm	%	ppm	ppm	%
401175	-0.3	-0.3	225	571	5	75	4	47	4.64	2	-2	4.45	0.81	1.12	0.014	1288	0.23	90	22	1.345
401176	-0.3	-0.3	304	275	2	80	-3	43	5.32	-1	-2	1.94	0.77	1.52	0.039	190	0.30	74	10	0.994
401177	-0.3	0.8	1295	748	-1	97	-3	33	0.98	-1	-2	0.18	-0.01	0.37	0.042	7	0.03	32	11	4.940
401178	-0.3	0.7	512	787	1	19	-3	23	0.49	-1	3	0.26	-0.01	0.19	0.028	4	0.01	16	5	0.297
401179	-0.3	2.3	293	6904	3	55	-3	25	3.58	-1	-2	2.16	-0.01	0.27	0.078	8	0.28	64	25	3.452
401179/R	-0.3	1.2	288	6779	3	59	-3	26	2.82	-1	4	2.00	-0.01	0.24	0.080	8	0.28	64	19	3.484
401179 (PREP DUP)	-0.3	1.5	229	7049	6	52	-3	28	3.77	-1	-2	2.26	-0.01	0.28	0.083	8	0.32	64	26	3.114
401180	-0.3	-0.3	39	512	3	36	-3	47	7.17	1	-2	0.77	2.18	0.99	0.045	210	0.37	101	7	0.056
401181	-0.3	1.1	176	1737	1	45	-3	77	5.30	1	2	5.41	0.51	2.69	0.075	123	1.16	305	31	0.052
401182	-0.3	-0.3	103	1305	3	25	-3	124	5.46	-1	-2	5.48	0.16	2.24	0.053	94	0.98	339	31	0.081
401183	-0.3	1.1	7	914	3	62	-3	142	5.25	-1	4	1.12	-0.01	2.57	0.040	10	0.75	261	4	0.005
401184	-0.3	0.9	457	863	4	25	-3	159	4.17	2	-2	0.31	0.03	1.93	0.037	10	0.71	241	10	0.601
401185	-0.3	-0.3	30	1538	1	78	-3	86	5.42	-1	6	0.41	0.75	1.62	0.030	119	0.60	246	11	0.010
401186	-0.3	0.9	73	2818	3	3	-3	111	2.01	-1	-2	1.32	0.08	1.07	0.038	6	0.09	26	14	0.125
401187	-0.3	1.9	118	1268	2	6	-3	95	0.24	-1	-2	0.05	-0.01	1.05	0.047	5	0.01	8	2	0.038
401188	-0.3	0.6	58	1053	2	68	-3	79	5.51	-1	5	4.00	0.30	2.66	0.058	83	1.00	280	28	0.086
401189	-0.3	0.3	75	1910	3	45	-3	95	5.01	1	6	3.04	1.29	2.69	0.070	206	0.93	247	30	0.021
401189 (PULP DUP)	-0.3	0.9	104	2080	3	47	-3	99	5.39	1	-2	3.40	1.44	2.93	0.075	230	1.02	260	32	0.031
401190	-0.3	0.6	99	344	1	1	-3	23	0.29	-1	2	0.07	0.04	0.23	0.022	3	0.02	8	-1	0.079
401191	0.6	0.6	138	1779	9	5	6	105	4.61	1	-2	1.86	0.67	1.44	0.032	53	0.30	80	21	0.597
401191/R	0.7	-0.3	142	1894	11	4	5	107	4.84	1	-2	1.90	0.69	1.50	0.034	55	0.31	82	22	0.614
401192	-0.3	-0.3	24	205	3	20	4	42	6.06	1	-2	0.80	1.52	0.65	0.025	297	0.22	49	6	0.057
401193	-0.3	-0.3	105	1648	-1	188	-3	118	4.68	-1	-2	7.16	0.01	5.00	0.138	421	0.23	161	13	0.102
401194	-0.3	-0.3	24	643	-1	85	-3	78	7.68	1	-2	0.42	1.43	1.88	0.063	183	0.43	111	13	0.110
401195	-0.3	-0.3	31	118	-1	-1	-3	22	6.07	1	-2	0.16	2.55	0.62	0.025	79	0.31	99	2	0.085
401196	0.5	-0.3	61	104	6	2	4	22	4.91	-1	-2	0.02	2.31	0.39	0.025	95	0.21	77	2	0.153
401197	0.4	1.1	303	1014	2	32	-3	51	1.18	-1	-2	0.45	0.01	0.82	0.057	5	0.03	13	5	1.540
401198	-0.3	-0.3	28	1622	2	111	-3	87	6.53	-1	-2	4.06	0.90	2.65	0.028	93	0.55	251	15	0.028
401199	-0.3	-0.3	55	1310	3	52	-3	76	5.60	-1	-2	6.20	0.41	1.85	0.022	91	0.40	186	14	0.055
401200	2.4	3.0	122	628	-1	4	40	574	5.01	1	-2	0.06	1.20	1.36	0.041	39	0.82	247	18	0.276
401209	-0.3	1.0	38	226	2	93	4	201	2.73	1	-2	1.25	0.82	1.26	0.088	61	0.09	35	9	0.300
401210	3.4	1.1	1060	665	3	5	10	86	3.80	-1	7	1.79	1.19	1.06	0.012	40	0.10	8	18	4.219
401211	-0.3	1.0	12	1243	-1	5	5	59	5.13	-1	5	2.63	0.56	1.14	0.167	76	0.64	61	45	2.507
401212	0.9	0.5	2575	958	-1	351	6	66	6.42	-1	-2	5.17	0.02	5.05	0.012	118	0.27	181	7	5.324
401213	26.4	14.5	92480	864	-1	361	34	181	4.26	-1	-2	1.51	0.02	4.29	-0.001	25	0.10	96	3	11.967
401214	1.7	1.7	5652	934	-1	3300	-3	69	5.65	-1	4	3.88	0.02	4.12	0.014	74	0.21	162	7	6.260
401215	1.4	0.6	4812	1106	1	196	8	68	6.20	-1	-2	7.60	0.02	3.96	0.014	163	0.40	263	10	0.830
401216	0.6	0.6	2120	427	-1	124	5	32	2.82	-1	-2	1.67	-0.01	2.21	0.013	44	0.12	91	3	0.519
401217	2.0	0.8	7630	726	3	188	4	43	5.08	-1	-2	3.93	0.03	2.74	0.005	132	0.17	150	5	7.225
401218	-0.3	0.5	109	776	1	51	10	151	5.09	-1	-2	2.58	0.05	4.05	0.014	71	0.14	200	11	2.715
401219	-0.3	1.6	314	13	4	1	-3	1	0.25	-1	-2	-0.01	0.11	0.03	0.112	9	0.04	49	-1	0.881
401220	1.3	1.8	646	240	29	194	-3	64	1.42	-1	-2	0.18	0.32	0.93	0.062	25	0.04	107	10	15.760
401221	-0.3	1.0	23	1212	2	104	-3	48	5.39	-1	-2	7.96	0.30	2.52	0.008	127	0.22	272	8	2.351
401222	0.8	3.3	1306	130	12	152	4	232	1.47	-1	-2	0.38	0.37	0.62	0.058	20	0.03	86	12	13.014
401222/R	0.8	3.5	1299	132	10	147	12	232	1.42	-1	-2	0.37	0.37	0.61	0.056	20	0.04	85	11	11.566
401223	0.5	1.6	321	634	8	121	37	107	1.56	-1	2	0.77	0.28	0.92	0.047	19	0.07	108	13	8.678
401224	1.2	3.0	920	157	15	187	8	112	1.28	-1	-2	-0.01	0.44	0.69	0.033	9	0.03	80	6	15.502
401225	-0.3	0.5	159	948	3	34	16	183	4.55	2	-2	0.92	0.25	4.42	0.026	27	0.21	199	11	1.544
401226	-0.3	0.5	41	1018	-1	162	8	54	1.79	-1	-2	4.37	0.03	9.20	0.008	9	0.08	115	4	0.358
401227	-0.3	-0.3	330	140	-1	41	3	15	2.07	-1	-2	0.32	0.05	0.35	0.034	40	0.11	14	6	0.662
401227 (PULP DUP)	-0.3	-0.3	641	134	2	31	-3	21	1.73	-1	5	0.29	0.04	0.31	0.027	36	0.09	13	5	0.505
401228	-0.3	0.6	85	772	12	69	30	77	4.71	2	-2	1.41	1.51	1.54	0.051	113	0.09	188	14	3.005
401229	-0.3	0.9	72	226	21	65	22	157	4.57	2	-2	0.24	1.99	0.92	0.031	72	0.23	213	12	2.396

Negative values indicate less than the reporting limit
99999 indicates greater than 10%

'Near Total' Digestion Analysis

SAMPLE	Ag	Cd	Cu	Mn	Mo	Ni	Pb	Zn	Al	Be	Bi	Ca	K	Mg	P	Sr	Ti	V	Y	S
	ppm	ppm	ppm	ppm	ppm	ppm	ppm	ppm	%	ppm	ppm	%	%	%	%	ppm	%	ppm	ppm	%
401230	-0.3	-0.3	36	87	2	6	6	10	0.98	-1	-2	0.31	0.61	0.15	0.016	6	0.11	12	6	0.513
401231	-0.3	-0.3	117	1648	8	4	-3	76	7.26	-1	-2	5.07	0.82	2.85	0.032	143	0.61	379	13	1.108
401232	-0.3	0.3	177	283	3	5	-3	20	3.65	-1	-2	0.81	0.05	0.22	0.014	56	0.15	18	17	0.872
401233	-0.3	0.5	795	1347	5	15	-3	91	5.42	-1	-2	3.91	0.07	1.41	0.147	81	0.83	112	60	1.066
401234	-0.3	0.4	226	367	60	36	-3	29	1.76	-1	-2	0.87	0.22	0.87	0.003	27	0.10	67	1	1.906
401235	-0.3	0.5	361	1408	3	12	-3	84	6.19	-1	-2	4.94	0.49	2.81	0.046	116	1.00	327	38	2.568
401235/R	-0.3	0.6	383	1528	-1	14	4	85	6.55	-1	-2	5.39	0.52	2.99	0.050	129	1.14	375	40	2.729
401236	-0.3	-0.3	83	1152	-1	443	9	61	5.39	-1	-2	9.09	0.10	11.01	0.010	86	0.18	128	6	0.085
401251	-0.3	-0.3	11	34	1	42	22	20	1.02	-1	2	0.15	0.10	0.04	0.001	75	-0.01	-2	-1	1.943
401252	-0.3	-0.3	48	266	-1	31	-3	87	6.66	1	-2	1.32	0.72	2.13	0.062	350	0.26	71	9	0.546
401253	-0.3	0.4	77	591	3	19	3	59	6.25	1	5	3.02	1.13	1.56	0.091	353	0.67	135	9	0.730
401254	1.3	1.4	898	125	2	116	-3	17	0.67	-1	-2	0.42	0.08	0.45	0.008	27	0.05	11	-1	12.794
401255	1.6	1.0	506	249	3	208	-3	85	3.00	-1	4	1.02	0.98	0.25	0.020	124	0.11	24	3	9.767
401256	0.5	1.4	56	356	2	22	8	174	1.60	-1	3	0.68	0.40	0.45	0.017	45	0.13	37	7	3.508
401257	-0.3	-0.3	225	109	5	81	5	44	6.01	1	-2	0.29	0.05	1.72	0.040	243	0.16	48	7	1.486
401258	-0.3	0.4	14	38	2	4	-3	9	0.07	-1	-2	0.03	0.01	0.02	-0.001	2	-0.01	2	-1	0.028
401259	-0.3	0.6	27	2610	-1	3	-3	97	0.42	-1	-2	1.71	0.03	1.85	0.025	10	0.02	5	6	0.043
401260	-0.3	0.9	135	1710	3	8	-3	77	0.90	-1	-2	1.81	0.07	0.97	0.023	8	0.03	10	6	0.313
401261	-0.3	-0.3	89	198	1	16	-3	17	0.78	-1	-2	0.17	0.05	0.24	0.008	22	0.11	33	4	0.071
401262	-0.3	0.9	156	5159	2	13	-3	162	2.11	-1	-2	4.43	0.13	2.25	0.019	14	0.11	34	10	0.472
401263	-0.3	0.6	23	1425	-1	3	-3	106	0.45	-1	-2	2.06	0.02	1.91	0.012	6	0.02	6	7	0.033
401264	-0.3	-0.3	63	1701	-1	4	-3	66	0.25	-1	4	0.77	0.03	1.23	0.013	4	0.01	6	4	0.059
401265	-0.3	0.4	69	1532	3	5	-3	87	1.65	-1	-2	1.06	0.20	1.09	0.017	52	0.08	17	4	0.168
401266	0.4	0.5	88	117	2	39	14	38	5.73	-1	4	0.16	2.08	0.92	0.024	133	0.16	43	7	13.936
401267	25.5	0.6	10020	93	10	62	-3	47	1.07	-1	18	0.06	0.48	0.13	0.007	14	0.14	48	3	6.226
401268	7.2	0.5	507	303	274	37	-3	33	5.17	1	110	0.60	2.14	0.41	0.025	146	0.58	219	8	0.300
401269	15.7	0.7	390	110	2	9	3	196	4.15	-1	33	0.25	1.15	0.25	0.024	111	0.11	19	2	0.091
401270	1.9	0.6	3436	1210	64	27	-3	28	0.93	-1	16	7.28	0.25	0.50	0.009	102	0.10	33	6	4.241
401271	0.7	0.4	2448	1660	28	54	-3	54	5.75	1	-2	8.52	2.78	1.90	0.042	290	0.71	218	19	2.318
401271 (PULP DUP)	0.9	0.6	2765	1580	29	55	-3	54	5.75	1	-2	7.94	2.54	1.84	0.040	282	0.65	202	19	2.455
401271 (PULP DUP)/R	0.8	0.4	2742	1514	30	56	-3	52	5.52	1	-2	8.03	2.51	1.78	0.039	285	0.64	200	19	2.430
401272	16.0	-0.3	384	111	3	3	5	53	0.07	-1	44	0.09	0.02	-0.01	0.001	4	-0.01	-2	-1	0.039
401273	12.1	-0.3	1819	273	17	29	8	10	1.21	-1	36	0.04	0.56	0.15	0.008	12	0.04	20	2	2.153
401274	2.5	1.1	809	79	8	2	-3	-1	0.39	-1	-2	0.04	0.05	0.01	0.007	7	0.28	79	12	0.462
401275	2.9	-0.3	10300	105	2	259	-3	17	0.66	-1	6	0.36	0.02	0.17	0.006	13	0.06	30	9	13.492
401276	1.3	-0.3	7721	161	12	121	-3	14	1.64	-1	-2	0.55	0.05	0.41	0.007	20	0.14	50	5	6.017
401277	-0.3	0.6	135	79	2	5	-3	31	0.27	-1	-2	0.05	0.04	0.08	0.005	5	0.11	18	1	0.323
401278	-0.3	-0.3	43	78	3	2	4	16	2.97	2	-2	0.44	0.51	0.14	0.028	94	0.06	11	3	0.201
401279	7.8	0.8	634	19	652	4	6	101	0.15	-1	139	-0.01	0.09	0.01	0.003	8	0.01	2	-1	0.253
401280	0.4	0.3	100	48	10	7	-3	7	0.12	-1	25	0.01	0.07	0.01	0.003	3	-0.01	3	-1	0.046
401281	-0.3	0.5	199	140	3	18	7	17	1.00	-1	3	0.28	0.03	0.24	0.010	24	0.15	25	4	0.060
401282	9.1	0.8	180	57	3	9	37	8	0.08	-1	33	0.02	0.01	0.02	0.003	5	0.01	6	-1	0.271
401283	2.8	-0.3	4204	1316	5	29	-3	41	3.53	-1	-2	7.82	1.41	1.61	0.018	148	0.36	131	16	1.202
401284	-0.3	1.0	323	1899	3	90	12	56	2.73	1	-2	15.09	0.93	3.59	1.002	1109	0.14	239	70	1.978
401285	0.8	-0.3	225	200	23	104	-3	15	6.92	2	4	0.31	3.74	0.34	0.050	99	0.96	325	23	11.080
401285/R	0.8	1.0	235	189	23	106	-3	17	6.13	2	12	0.25	3.77	0.32	0.049	79	0.98	329	18	11.270
401401	16.8	25.2	457	2616	-1	6	92	3115	2.65	-1	-2	0.20	0.50	0.98	0.019	12	0.28	158	20	1.512
401402	0.5	0.6	288	1119	3	20	7	164	1.37	-1	-2	0.52	0.06	0.32	0.019	12	0.08	9	25	0.136
401403	13.4	1.0	125	802	4	-1	39	436	10.64	1	6	0.13	3.12	1.06	0.039	63	1.11	344	41	0.190
401403 (PULP DUP)	14.3	1.0	138	803	3	3	43	434	11.10	1	9	0.14	3.03	1.11	0.038	66	1.71	400	45	0.176
328060	-0.3	0.4	44	188	2	4	5	31	3.55	-1	-2	1.75	0.23	0.01	0.006	170	0.05	13	2	0.034
328061	-0.3	2.1	15	3885	2	-1	-3	278	3.34	-1	-2	2.57	0.08	3.26	0.040	74	1.06	2	12	0.039
328062	-0.3	-0.3	39	179	5	10	5	35	5.58	-1	4	1.23	0.18	0.41	0.004	115	0.11	35	2	0.022

Negative values indicate less than the reporting limit
99999 indicates greater than 10%

Activation Laboratories Ltd. Work Order No. 20642 Report No. 20425B Revised

'Near Total' Digestion Analysis

SAMPLE	Ag	Cd	Cu	Mn	Mo	Ni	Pb	Zn	Al	Be	Bi	Ca	K	Mg	P	Sr	Ti	V	Y	S
	ppm	ppm	ppm	ppm	ppm	ppm	ppm	ppm	%	ppm	ppm	%	%	%	%	ppm	%	ppm	ppm	%
328063	-0.3	-0.3	49	38	1	2	-3	8	3.27	-1	-2	1.92	0.11	-0.01	0.006	192	0.03	5	-1	0.074
328064	-0.3	-0.3	167	101	2	4	4	9	3.76	-1	-2	1.51	0.17	0.04	0.016	185	0.07	8	2	0.126
G-2 cert	**0.04**	**0.016**	**11**	**232**	**(1.1**	**(5**	**30**	**86**	**8.147**	**2.5**	**0.037**	**1.401**	**3.718**	**0.452**	**0.061**	**478**	**0.288**	**36**	**11**	**(0.01**
G-2	-0.3	-0.3	10	215	2	1	23	77	3.36	2	-2	1.30	3.36	0.17	0.039	430	0.27	32	3	0.016
SDC-1 cert	**0.041**	**(.08**	**30**	**883**	**(.25**	**38**	**25**	**103**	**8.338**	**3.0**	**0.26**	**1.001**	**2.722**	**1.019**	**0.069**	**183**	**0.606**	**102**	**40**	**0.065**
SDC-1	-0.3	0.3	32	867	-1	36	16	103	6.52	3	2	1.07	2.88	0.99	0.053	188	0.63	100	31	0.073
DNC-1 cert	**(.027**	**(.182**	**96**	**1154**	**(.7**	**247**	**6.3**	**66**	**9.687**	**1**	**(.02**	**8.055**	**0.19**	**6.06**	**0.037**	**145**	**0.287**	**148**	**18**	**(0.039**
DNC-1	-0.3	-0.3	94	1025	-1	266	4	57	8.41	-1	-2	8.38	0.19	5.91	0.025	146	0.29	144	16	0.061
SCO-1 cert	**0.134**	**0.14**	**28.7**	**410**	**1.37**	**27**	**31**	**103**	**7.24**	**1.84**	**0.37**	**1.87**	**2.30**	**1.64**	**0.090**	**174**	**0.38**	**131**	**26**	**0.063**
SCO-1	-0.3	-0.3	29	369	2	28	27	98	6.22	2	-2	1.90	2.39	1.67	0.075	175	0.36	132	19	0.075
GXR-6 cert	**1.3**	**(1**	**66**	**1008**	**2.4**	**27**	**101**	**118**	**17.68**	**1.4**	**(.29**	**0.179**	**1.87**	**0.61**	**0.035**	**35**	**0.498**	**186**	**14**	**0.016**
GXR-6	0.3	-0.3	70	1021	5	26	95	126	6.41	1	-2	0.12	1.44	0.26	0.056	32	0.50	196	4	0.016
GXR-2 cert	**17**	**4.1**	**76**	**1008**	**(2.1**	**21**	**690**	**530**	**16.46**	**1.7**	**(.69**	**0.929**	**1.37**	**0.85**	**0.105**	**160**	**0.3**	**52**	**17**	**0.031**
GXR-2	16.3	4.5	84	974	2	20	714	562	7.29	2	-2	0.86	1.21	0.61	0.056	161	0.30	55	10	0.030
GXR-1 cert	**31**	**3.3**	**1110**	**853**	**18**	**41**	**730**	**760**	**3.52**	**1.22**	**1380**	**0.958**	**0.05**	**0.22**	**0.065**	**275**	**0.036**	**80**	**32**	**0.257**
GXR-1	28.9	3.7	1144	964	16	42	741	729	1.93	1	1243	0.89	0.06	0.21	0.054	309	0.03	82	30	0.270
GXR-4 cert	**4**	**(.86**	**6520**	**155**	**310**	**42**	**52**	**73**	**7.20**	**1.9**	**19**	**1.01**	**4.01**	**1.66**	**0.120**	**221**	**0.29**	**87**	**14**	**1.770**
GXR-4	2.9	0.4	6115	127	329	40	51	69	5.88	2	19	1.07	4.31	1.86	0.113	241	0.27	85	14	1.773

Note: Certificate data underlined are recommended values; other values are proposed except those preceded by a "(" which are information values.
Barite, gahnite, chromite, cassiterite, zircon, sphene, and magnetite may not be totally dissolved.

Negative values indicate less than the reporting limit
99999 indicates greater than 10%